

State

FILED

NOV 03 2015

State Auditor & Inspector


School District
2015-2016 Estimate of Needs
and

Financial Statement of the Fiscal Year 2014-2015

Board of Education of Hilldale Public Schools
District No. I-029
County of Muskogee
State of Oklahoma

STATE OF OKLAHOMA
MUSKOGEE COUNTY
FILED OR RECORDED
Russ McGray
2015 SEP 29 A 9:05

DIANNA COPE
COUNTY CLERK



Two copies of this Financial Statement and Estimate of Needs should be filed with the County Clerk not later than September 30 for all School Districts. After approval by the Excise Board and the levies are made, both statements should be signed by the Board Members. One complete signed copy must be sent to the State Auditor and Inspector, 2300 N. Lincoln Blvd Room 100, Oklahoma City, OK 73105-4801. If publication may not be had by date required for filing, affidavit and proof of publication are required to be attached within five days after date of filing.

The 2015-2016 Estimate of Needs
and
Financial Statement of the Fiscal Year 2014-2015

Prepared by: Jenkins & Kemper, CPAs, P.C.

Submitted to the Muskogee County Excise Board

This 3rd Day of November, 2015

School Board Members

Chairman

Mark H. Heston

Clerk

David C. Robinson

Treasurer

Jack H. Jenkins

Member

David D. Dyer

Member

Member

David R. Roth

Member

Member

John D. Smith

CONTENTS

| Letters and Certifications: | Page No. |
|---|----------|
| Letter to Excise Board..... | 2-3 |
| Affidavit of Publication..... | 4 |
| Accountant's Compilation Report..... | 5 |
| Exhibits A-M if applicable (see below)..... | 6-62 |
| Certificate of Excise Board..... | 63 |
| Exhibits Y & Z..... | 64-67 |
| Exhibit KK (if applicable)..... | 68 |

The following exhibits marked as "filed" are financial statements which pertain to said school district and are included as part of these Estimate of Needs:

| | <u>Filed</u> | <u>Not Filed</u> |
|---|-------------------------------------|-------------------------------------|
| Exhibit "A" General Fund Accounts | <input checked="" type="checkbox"/> | <input type="checkbox"/> |
| Exhibit "B" Building Fund Accounts | <input checked="" type="checkbox"/> | <input type="checkbox"/> |
| Exhibit "C" Co-op Fund Accounts | <input type="checkbox"/> | <input checked="" type="checkbox"/> |
| Exhibit "D" Child Nutrition Fund Accounts | <input checked="" type="checkbox"/> | <input type="checkbox"/> |
| Exhibit "E" Sinking Fund Accounts | <input checked="" type="checkbox"/> | <input type="checkbox"/> |
| Exhibit "F" Special Revenue Fund Accounts | <input type="checkbox"/> | <input checked="" type="checkbox"/> |
| Exhibit "G" Capital Project Fund Accounts | <input checked="" type="checkbox"/> | <input type="checkbox"/> |
| Exhibit "H" Enterprise Fund Accounts | <input type="checkbox"/> | <input checked="" type="checkbox"/> |
| Exhibit "I" Activity Fund Accounts | <input type="checkbox"/> | <input checked="" type="checkbox"/> |
| Exhibit "J" Expendable Trust Fund Accounts | <input checked="" type="checkbox"/> | <input type="checkbox"/> |
| Exhibit "K" Nonexpendable Trust Fund Accounts | <input type="checkbox"/> | <input checked="" type="checkbox"/> |
| Exhibit "L" Internal Service Fund Accounts | <input type="checkbox"/> | <input checked="" type="checkbox"/> |
| Exhibit "M" MAPS Fund Accounts | <input type="checkbox"/> | <input checked="" type="checkbox"/> |

State of Oklahoma, County of Muskogee

To the Excise Board of said County and State, Greetings:

Pursuant to the requirements of 68 O. S. 2001 Section 3002, we submit herewith, for your consideration the within statement of the financial condition of the Board of Education of Hilldale Public Schools, District No. I-029, County of Muskogee, State of Oklahoma for the fiscal year beginning July 1, 2015, and ending June 30, 2016, together with an itemized statement of the estimated Income and Probable Needs of said School District for the ensuing fiscal year. We have separately prepared, executed and submit Financial Statements for the Fiscal Year so terminated, and Estimate of Requirements for the ensuing Fiscal Year, for such Sinking Fund, if any, as pertains to this District for the Bond, Coupon, and Judgment indebtedness, if any, outstanding and unpaid as of June 30, 2016, and also for the Sinking Fund of any disorganized District whose area or the major portion thereof is now embraced within the boundaries of this District; and this Certificate is as applicable thereto as if fully embodied therein. The same have been prepared in conformity with Statute, in relation to which be it further noted that:

1. We, the undersigned, duly elected, qualified and acting officers of the Board of Education of the aforesaid School District located wholly or in major area in the County and State aforesaid, do hereby certify that, at regular session begun at the time provided by law, we carefully considered the reports submitted by the several officers and employees as required by 68 O. S. 2001 Section 3004, carefully considered the statements and estimate of needs heretofore prepared for the purpose of ascertaining any additional or emergency levy necessary for the ensuing fiscal year and revised, corrected or amended the same to disclose the true fiscal condition as of June 30, 2015, and to provide for the needs of the District for the ensuing fiscal year as now ascertained; and we do hereby certify that the within statement of the financial condition is true and correct, and that the within estimates for all purposes for the ensuing fiscal year are reasonably necessary for the proper conduct of the affairs of said School District, and that the statement of Estimated Income from sources other than ad valorem taxes is not in excess of the lawfully authorized ratio of the actual collections from such sources during the previous fiscal year.

2. We further certify that any cash fund balance reported in our Building Fund is required for immediate or cumulative program of construction unless there be attached within a verified copy of a resolution signed by a majority of the members of this Board to the effect the program of building has been completed or abandoned. If attached, then the Excise Board is directed to apply said Balance to reduce Levies in accordance with 62 O. S. 2001, Section 333.

3. We also certify that a levy of 0.000 Mills over and above the number of mills allocated by the County Excise Board will be reasonably necessary for the proper conduct of the affairs of said school district during the fiscal year 2015-2016.

4. We also certify that, after due and legal notice of an election thereon, an emergency levy of 0.000 Mills, over and above the number of mills provided by Law and allocated by the County Excise Board in addition thereto for school purposes, was authorized at an election held for that purpose on January 00, 1900 by a majority of those voting at said election; the result of said election was:

N/A Permanent Levy


5. We also certify that, after due and legal notice of an election thereon, a local support levy of 0.000 Mills, in addition to the levies hereinbefore provided, was authorized at an election held for that purpose on January 00, 1900 by a majority vote of the electors who had paid ad valorem tax of the immediately preceding year; the result of said election was:

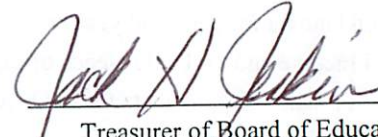
N/A Permanent Levy

6. We also certify that, after due and legal notice of an election thereon, pursuant to Article 10, Section 10, of the Constitution of Oklahoma, an additional levy of 0.000 Mills, was authorized by a majority of the qualified voters of said School District, for the purpose of erecting, remodeling or repairing school buildings, and for purchasing furniture at an election held for that purpose on January 00, 1900, the result whereof was:


N/A Permanent Levy


Clerk of Board of Education


President of Board of Education


Treasurer of Board of Education

Subscribed and sworn to before me this 8th day of September 2015.


Notary Public

1-22-17
My Commission Expires



Proof of Publication

In the _____ Court of _____ County,
State of Oklahoma

Plaintiff

vs.

Defendant

Case Financial Statement

SS:

Muskogee County

Debbie Sherwood, of lawful age, being duly sworn, upon oath states that she is the Sales Rep of the Newspaper Holdings, Inc., a corporation, owner and publisher of the Muskogee Phoenix, a daily newspaper, printed in the English language, that said newspaper is printed and published in Muskogee County, Oklahoma and has a paid general subscription circulation therein; that said newspaper is admitted and delivered to the United States Mails within Muskogee County, Oklahoma as second class mail matter, that said newspaper has been published in said county continuously and uninterrupted during a period of one hundred four (104) week consecutively, prior to the first publication of the notice or advertisement of which a copy is here too attached.

Affiant states that said newspaper has complied with all the provisions of Section 1 of Senate Bill No. 47 of the Nineteenth Legislature of the State of Oklahoma, passed and approved April 13, 1943, and the amendments thereto, and has complied with all the laws of the State of Oklahoma necessary to authorize it to publish legal notices and legal advertisements,

The advertisement above referred to, a true and printed copy of which is hereto attached, was published in said newspaper on the following dates, to-wit:

1st insertion October 2, 2015

2nd insertion

3th Insertion

4th Insertion

5th Insertion _____

6th Insertion _____

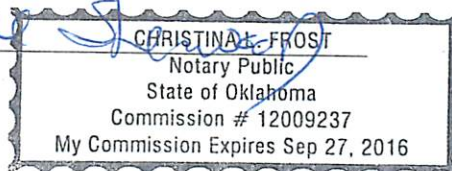
7th Insertion _____

Last Insertion _____

Said Notice was published in the regular edition of Said Newspaper and not in a supplement thereof.

Publication Fees \$ 331.80 Signature Debbie Sherwood

Account Number 3055



Subscribed and sworn to before me this 5th day of October A.D., 20 15

My Commission expires _____

Christina L. Frost
Notary Public

Publication Sheet - Board Education
Financial Statement of the Various Funds for the Fiscal Year Ending June 30, 2015, And
Estimate of Needs for Fiscal Year Ending June 30, 2016, of Hilldale Public Schools
School District No. I-029, Muskogee County, Oklahoma

| <u>STATEMENT OF FINANCIAL CONDITION</u> <u>As of June 30, 2015</u> | <u>GENERAL FUND</u> <u>Detail</u> | <u>BUILDING FUND</u> <u>Detail</u> | <u>NUTRITION FUND</u> <u>Detail</u> |
|---|--------------------------------------|---------------------------------------|--|
| ASSETS: | | | |
| Cash Balance June 30, 2015 | \$807,532.53 | \$160,579.13 | \$205,235.54 |
| Investments | 3,029,038.52 | 1,511,942.05 | 100,796.14 |
| TOTAL ASSETS | 3,836,571.05 | 1,672,521.18 | 306,031.68 |
| LIABILITIES AND RESERVES: | | | |
| Warrants Outstanding | 345,913.45 | 0.00 | 22,373.90 |
| Reserve for Interest on Warrants | 0.00 | 0.00 | 0.00 |
| Reserves From Schedule 8 | 968,622.22 | 83,000.00 | 33,624.72 |
| TOTAL LIABILITIES AND RESERVES | 1,314,535.67 | 83,000.00 | 55,998.62 |
| CASH FUND BALANCE (Deficit) June 30, 2015 | 2,522,035.38 | 1,589,521.18 | 250,033.06 |

ESTIMATED NEEDS FOR FISCAL YEAR ENDING JUNE 30, 2016

| <u>GENERAL FUND</u> | <u>SINKING FUND BALANCE SHEET</u> |
|--|---|
| Current Expense \$13,400,000.00 | 1. Cash Balance on Hand June 30, 2015 \$586,669.49 |
| Total Required 13,400,000.00 | 4. Total Liquid Assets 586,669.49 |
| FINANCED: | Deduct Matured Indebtedness: |
| Cash Fund Balance 2,522,035.38 | 12. Balance of Assets Subject to Accrual 586,669.49 |
| Estimated Miscellaneous Revenue 9,304,820.96 | Deduct Accrual Reserve if Assets Sufficient: |
| Total Deductions 11,826,856.34 | 13. g. Earned Unmatured Interest 8,120.00 |
| Balance to Raise from Ad Valorem Tax 1,573,143.66 | 15. i. Accrued on Unmatured Bonds 580,000.00 |
| ESTIMATED MISCELLANEOUS REVENUE: | 16. Total Items g Through i 588,120.00 |
| 1000 District Sources Of Revenue 2,071.87 | 17. Excess of Assets Over Accrual Reserves** (585,218.98) |
| 2100 County 4 Mill Ad Valorem Tax 253,829.56 | (Page 2) |
| 2200 County Apportionment (Mortgage Tax) 41,059.39 | |
| 3110 Gross Production Tax 3,728.98 | |
| 3120 Motor Vehicle Collections 658,283.99 | |
| 3130 Rural Electric Cooperative Tax 14,668.15 | <u>SINKING FUND REQUIREMENTS FOR 2015-2016</u> |
| 3140 State School Land Earnings 269,602.90 | 1. Interest Earnings On Bonds \$11,900.00 |
| 3150 Vehicle Tax Stamps 2,706.33 | 2. Accrual on Unmatured Bonds 595,000.00 |
| 3200 State Aid - General Operations 7,111,687.52 | 8. Annual Accrual from Exhibit KK 1,450.51 |
| 3400 State - Categorical 102,837.00 | Total Sinking Fund Requirements 608,350.51 |
| 3800 State Vocational Programs 8,040.00 | Deduct: |
| 4200 Disadvantage Students 413,355.24 | 1. Excess of Assets over Liabilities (585,218.98) |
| 4300 Individuals With Disabilities 422,950.03 | (if not a deficit) |
| TOTAL ESTIMATED REVENUE 9,304,820.96 | Balance to Raise 1,193,569.49 |

** If line 12 is less than line 16 after omitting "h" deduct the following each in turn from line 4, "Total liquid Assets".

| | |
|--|---------------------|
| 15d. i. Whatever Remains is for Exhibit KK Line E. | <u>SINKING FUND</u> |
| 16d. Deficit as Shown on Sinking Fund Balance Sheet. | \$586,669.49 |
| 17d. Less Cash Requirements for Current Fiscal Year in Excess of Cash on Hand (From Line 15d Above). | 1,450.51 |
| 18d. Remaining Deficit is for Exhibit KK Line F. | 586,669.49 |
| | (585,218.98) |

| <u>BUILDING FUND</u> | <u>CHILD NUTRITION PROGRAMS FUND</u> |
|---|---|
| Current Expense 1,820,000.00 | Current Expense 985,000.00 |
| Reserve for Int. on Warrants & Revaluation 0.00 | Reserve for Int. on Warrants & Revaluation 0.00 |
| Total Required 1,820,000.00 | Total Required 985,000.00 |
| FINANCED: | FINANCED: |
| Cash Fund Balance 1,589,521.18 | Cash Fund Balance 250,033.06 |
| Estimated Miscellaneous Revenue 5,932.70 | Estimated Miscellaneous Revenue 734,966.94 |
| Total Deductions 1,595,453.88 | Total Deductions 985,000.00 |
| Balance to Raise from Ad Valorem Tax 224,546.12 | Balance 0.00 |

CERTIFICATE - GOVERNING BOARD

STATE OF OKLAHOMA, COUNTY OF MUSKOGEE, ss:
We, the undersigned duly elected, qualified and acting officers on the Board of Education of Hilldale Public Schools, School District No. I-029, of Said County and State, do hereby certify that at a meeting of the Governing Body of the said District, begun at the time provided by law for districts of this class and pursuant to the provisions of 68 O. S. 2001 Sec. 3003, the foregoing statement was prepared and is a true and correct condition of Financial Affairs of said District as reflected by the records of the District Clerk and Treasurer. We further certify that the foregoing estimate for current expenses for the fiscal year beginning July 1, 2015, and ending June 30, 2016, as shown are reasonably necessary for the proper conduct of the affairs of the said District, that the Estimated Income to be derived from sources other than ad valorem taxation does not exceed the lawfully authorized ratio of the revenue derived from the same sources during the preceding year.

Mark Grandstaff
President of Board of Education

Subscribed and sworn to before me this 8th day of September, 2015
Sharon L. Mocha, Notary Public

(SEAL)

Affidavit of Publication

State of Oklahoma, County of Muskogee

I, Vernon A. Antonioni, the undersigned duly qualified and acting Clerk of the Board of Education of Hilldale Public Schools, School District No. I-029, County and State aforesaid, being first duly sworn according to law, hereby depose and say:

1. That I complied with 68 O. S. 2001 Section 3002, (both independent and dependent) by having the within Financial Statement and Estimate of Needs which was prepared at the time and in the manner provided by law, published as required by law, in a legally-qualified newspaper of general circulation in the district, there being no legally-qualified newspaper published in the school district, as evidenced by a copy of such published statement and estimate together with proof of publication thereof attached hereto marked Exhibit No. 1 and made a part hereof (strike inapplicable phrases).

2. That I complied with currently effective statutes, by having the Notice of Emergency Levy Election and the call for such Election on the date hereinbefore certified by the Governing Board, the Itemized Statements and the Itemized Estimate of the amount necessary for the ensuing fiscal year requiring such emergency levy for the current expense purposes as prepared by the Board of Education duly published or posted, as the case may be, in full compliance with law for this class of school district, and as provided by law duly made public in the manner and at the time provided by law, for this class of district and in all respects according to law, in relation to said election on such emergency levy as hereinbefore certified by said Governing Board.

3. That I complied with the statute by having published or posted (if required for this class of district) the notice of local support levy election, and the call for such election on the date hereinbefore certified by the Board of Education. That the Estimate of Needs as prepared by the Board of Education required such local support levy in addition to other tax levies, to fully meet the current expense purposes of the school district for the ensuing year.


4. That in conformity to resolution by said Board of Education, I caused Notice of Building Fund Levy Election under the provisions of Article 10, Section 10, Oklahoma Constitution, and the Call of such Election on the date hereinbefore certified by the Governing Board, together with Itemized Statements and an Estimate of the amount necessary for the ensuing fiscal year requiring such levy for the purpose of erecting, remodeling or repairing school buildings, and for purchasing school furniture, in said District, published or posted to contain such Notice and Call, fixing the number of voting places and particularly describing each and every such place or places, and fixing the day on which such election should be had after the expiration of such notice, duly published or posted as is required by law for this class of district.

Vernon A. Antonioni
Clerk, Board of Education

Subscribed and sworn to before me this 8th day of September 2015.

Sharon L. Mocha
Notary Public

1-22-17
My Commission Expires



Deanna Cope
Secretary and Clerk of Excise Board

Muskogee County, Oklahoma





JENKINS & KEMPER
CERTIFIED PUBLIC ACCOUNTANTS, P.C.

JACK JENKINS, CPA
MICHAEL KEMPER, CPA

Independent Accountant's Compilation Report

August 24, 2015

Honorable Board of Education
Hilldale Public Schools
District No. I-029, Muskogee County

We have compiled the 2014-2015 prescribed financial statements as of and for the fiscal year ended June 30, 2015, and the 2015-2016 Estimate of Needs (S.A.&I. Form 2661R06) and Publication Sheet (S.A.&I. Form 2662R06) for District No. I-029, Muskogee County, included in the accompanying prescribed form. We have not audited or reviewed the prescribed financial statements, estimate of needs and publication sheet forms referred to above and, accordingly, do not express an opinion or provide any assurance about whether the prescribed financial statements, estimate of needs and publication sheet forms are in accordance with the basis of accounting prescribed by the Office of the Oklahoma State Auditor and Inspector.

Management is responsible for the preparation and fair presentation of the prescribed financial statements, estimate of needs and publication sheet in accordance with the applicable prescribed financial framework and for designing, implementing, and maintaining internal control relevant to the preparation and fair presentation of the prescribed financial statements, estimate of needs and publication sheet.


Our responsibility is to conduct the compilation in accordance with Statements on Standards for Accounting and Review Services issued by the American Institute of Certified Public Accountants. The objective of a compilation is to assist management in presenting financial information in the form of financial statements and supporting information without undertaking to obtain or provide any assurance that there are no material modifications that should be made to the prescribed financial statements, estimate of needs and publication sheet.

The prescribed financial statements, estimate of needs and publication sheet forms are presented in accordance with the requirements prescribed by the Office of the Oklahoma State Auditor and Inspector per 68 OS § 3003.B., as defined by rules promulgated by the Oklahoma State Department of Education per 70 OS § 5-134.1.D., which differ from generally accepted accounting principles. Accordingly, these prescribed forms are not designed for those who are not informed about such differences.

This report is intended solely for the information and use of the Oklahoma Department of Education, Hilldale Public Schools, Muskogee County Excise Board, and for filing with the State Auditor and Inspector of Oklahoma and is not intended to be and should not be used by anyone other than these specified parties.

We are not independent with respect to Hilldale Public Schools.

Sincerely,


Jack H. Jenkins
Certified Public Accountant

GENERAL FUND ACCOUNTS COVERING THE PERIOD JULY 1, 2014 TO JUNE 30, 2015
ESTIMATE OF NEEDS FOR 2015-2016

EXHIBIT "A"

Page 6

| Schedule 1, Current Balance Sheet - June 30, 2015 | |
|--|------------------------|
| | Amount |
| ASSETS: | |
| Cash Balance June 30, 2015 | \$ 807,532.53 |
| Investments | \$ 3,029,038.52 |
| TOTAL ASSETS | \$ 3,836,571.05 |
| LIABILITIES AND RESERVES: | |
| Warrants Outstanding | \$ 345,913.45 |
| Reserve for Interest on Warrants | \$ 0.00 |
| Reserves From Schedule 8 | \$ 968,622.22 |
| TOTAL LIABILITIES AND RESERVES | \$ 1,314,535.67 |
| CASH FUND BALANCE JUNE 30, 2015 | \$ 2,522,035.38 |
| TOTAL LIABILITIES, RESERVES AND CASH FUND BALANCE | \$ 3,836,571.05 |

| Schedule 2, Revenue and Requirements - 2014-2015 | | |
|--|------------------|-------------------------|
| | Detail | Total |
| REVENUE: | | |
| Cash Balance June 30, 2014 | \$ 2,235,571.62 | |
| Cash Fund Balance Transferred From Prior Years | \$ 965,330.78 | |
| Current Ad Valorem Tax Apportioned | \$ 1,621,377.27 | |
| Miscellaneous Revenue Apportioned | \$ 9,854,752.74 | |
| TOTAL REVENUE | | \$ 14,677,032.41 |
| REQUIREMENTS: | | |
| Claims Paid by Warrants Issued & Transfer Fees Apportioned | \$ 11,186,374.81 | |
| Reserves From Schedule 8 | \$ 968,622.22 | |
| Interest Paid on Warrants | \$ 0.00 | |
| Bank Fees and Cash Charges | \$ 0.00 | |
| Reserve for Interest on Warrants | \$ 0.00 | |
| TOTAL REQUIREMENTS | | \$ 12,154,997.03 |
| ADD: Cash Fund Balance as Per Balance Sheet 6-30-2015 | | \$ 2,522,035.38 |
| TOTAL REQUIREMENTS AND CASH FUND BALANCE | | \$ 14,677,032.41 |

| Schedule 3, Cash Fund Balance Analysis - June 30, 2015 | | Amount |
|--|--|------------------------|
| ADDITIONS: | | |
| Miscellaneous Revenue Collected in Excess of Estimates-Net | | \$ 824,207.19 |
| Warrants Estopped, Cancelled or Converted | | \$ 5,673.59 |
| Fiscal Year 2014-15 Lapsed Appropriations | | \$ 645,002.97 |
| Fiscal Year 2013-14 Lapsed Appropriations | | \$ 937,699.83 |
| Ad Valorem Tax Collections in Excess of Estimates | | \$ 87,494.44 |
| Prior Year Ad Valorem Tax | | \$ 21,957.36 |
| TOTAL ADDITIONS | | \$ 2,522,035.38 |
| DEDUCTIONS: | | |
| Supplemental Appropriations | | \$ 0.00 |
| Current Tax in Process of Collection | | \$ 0.00 |
| TOTAL DEDUCTIONS | | \$ 0.00 |
| Cash Fund Balance as per Balance Sheet 6-30-2015 | | \$ 2,522,035.38 |
| Composition of Cash Fund Balance | | |
| Cash | | \$ 2,522,035.38 |
| Cash Fund Balance as per Balance Sheet 6-30-2015 | | \$ 2,522,035.38 |

GENERAL FUND ACCOUNTS COVERING THE PERIOD JULY 1, 2014 TO JUNE 30, 2015
ESTIMATE OF NEEDS FOR 2015-2016

EXHIBIT "A"

Page 7

| Schedule 4, Miscellaneous Revenue | | |
|--|------------------|--------------------|
| SOURCE | 2014-15 ACCOUNT | |
| | AMOUNT ESTIMATED | ACTUALLY COLLECTED |
| 1000 DISTRICT SOURCES OF REVENUE: | | |
| 1200 Tuition & Fees | \$ 0.00 | \$ 0.00 |
| 1300 Earnings on Investments and Bond Sales | \$ 5,445.44 | \$ 8,753.02 |
| 1400 Rental, Disposals and Commissions | \$ 0.00 | \$ 2,836.26 |
| 1500 Reimbursements | \$ 0.00 | \$ 71,594.65 |
| 1600 Other Local Sources of Revenue | \$ 0.00 | \$ 307,357.02 |
| 1700 Child Nutrition Programs | \$ 0.00 | \$ 0.00 |
| 1800 Athletics | \$ 0.00 | \$ 0.00 |
| TOTAL | \$ 5,445.44 | \$ 390,540.95 |
| 2000 INTERMEDIATE SOURCES OF REVENUE: | | |
| 2100 County 4 Mill Ad Valorem Tax | \$ 246,793.80 | \$ 282,032.84 |
| 2200 County Apportionment (Mortgage Tax) | \$ 30,280.18 | \$ 41,059.39 |
| 2300 Resale of Property Fund Distribution | \$ 0.00 | \$ 0.00 |
| 2910 Other Intermediate Sources of Revenue | \$ 0.00 | \$ 0.00 |
| TOTAL | \$ 277,073.98 | \$ 323,092.23 |
| 3000 STATE SOURCES OF REVENUE: | | |
| 3110 Gross Production Tax | \$ 4,456.88 | \$ 3,728.98 |
| 3120 Motor Vehicle Collections | \$ 657,672.37 | \$ 658,283.99 |
| 3130 Rural Electric Cooperative Tax | \$ 14,168.14 | \$ 14,668.15 |
| 3140 State School Land Earnings | \$ 254,002.17 | \$ 269,602.90 |
| 3150 Vehicle Tax Stamps | \$ 3,013.69 | \$ 2,706.33 |
| 3160 Farm Implement Tax Stamps | \$ 0.00 | \$ 0.00 |
| 3170 Trailers and Mobile Homes | \$ 0.00 | \$ 0.00 |
| 3190 Other Dedicated Revenue | \$ 0.00 | \$ 0.00 |
| 3100 Total Dedicated Revenue | \$ 933,313.25 | \$ 948,990.35 |
| 3210 Foundation and Salary Incentive Aid | \$ 6,078,440.00 | \$ 6,325,926.00 |
| 3220 Mid-Term Adjustment For Attendance | \$ 0.00 | \$ 0.00 |
| 3230 Teacher Consultant Stipend | \$ 0.00 | \$ 0.00 |
| 3240 Disaster Assistance | \$ 0.00 | \$ 0.00 |
| 3250 Flexible Benefit Allowance | \$ 849,433.44 | \$ 844,973.98 |
| 3200 Total State Aid - General Operations - Non-Categorical | \$ 6,927,873.44 | \$ 7,170,899.98 |
| 3300 State Aid - Competitive Grants - Categorical | \$ 0.00 | \$ 17,512.00 |
| 3400 State - Categorical | \$ 102,015.00 | \$ 150,473.67 |
| 3500 Special Programs | \$ 0.00 | \$ 0.00 |
| 3600 Other State Sources of Revenue | \$ 15,249.00 | \$ 24,210.00 |
| 3700 Child Nutrition Program | \$ 0.00 | \$ 0.00 |
| 3800 State Vocational Programs - Multi-Source | \$ 8,040.00 | \$ 5,530.00 |
| TOTAL | \$ 7,986,490.69 | \$ 8,317,616.00 |
| 4000 FEDERAL SOURCES OF REVENUE: | | |
| 4100 Grants-In-Aid Direct From The Federal Government | \$ 150,000.00 | \$ 169,719.33 |
| 4200 Disadvantaged Students | \$ 311,535.44 | \$ 303,817.28 |
| 4300 Individuals With Disabilities | \$ 300,000.00 | \$ 325,337.75 |
| 4400 No Child Left Behind | \$ 0.00 | \$ 0.00 |
| 4500 Grants-In-Aid Passed Through Other State/Intermediate Sources | \$ 0.00 | \$ 24,629.20 |
| 4600 Other Federal Sources Passed Through State Dept Of Education | \$ 0.00 | \$ 0.00 |
| 4700 Child Nutrition Programs | \$ 0.00 | \$ 0.00 |
| 4800 Federal Vocational Education | \$ 0.00 | \$ 0.00 |
| TOTAL | \$ 761,535.44 | \$ 823,503.56 |
| 5000 NON-REVENUE RECEIPTS: | | |
| 5100 Return of Assets | \$ 0.00 | \$ 0.00 |
| GRAND TOTAL | \$ 9,030,545.55 | \$ 9,854,752.74 |

S.A. & I. Form 2661R06 Entity: Hilldale Public Schools I-029, Muskogee

24-Aug-2015

GENERAL FUND ACCOUNTS COVERING THE PERIOD JULY 1, 2014 TO JUNE 30, 2015
ESTIMATE OF NEEDS FOR 2015-2016

EXHIBIT "A"

Page 8

| 2014-15 ACCOUNT OVER (UNDER) | BASIS AND LIMIT OF ENSUING ESTIMATE | 2015-16 ACCOUNT | | |
|------------------------------------|---|----------------------|---------------------------------|-----------------------------|
| | | CHARGEABLE INCOME | ESTIMATED BY GOVERNING BOARD | APPROVED BY EXCISE BOARD |
| \$ 0.00 | 0.00% | \$ 0.00 | \$ 0.00 | \$ 0.00 |
| \$ 3,307.58 | 23.67% | \$ 0.00 | \$ 2,071.87 | \$ 2,071.87 |
| \$ 2,836.26 | 0.00% | \$ 0.00 | \$ 0.00 | \$ 0.00 |
| \$ 71,594.65 | 0.00% | \$ 0.00 | \$ 0.00 | \$ 0.00 |
| \$ 307,357.02 | 0.00% | \$ 0.00 | \$ 0.00 | \$ 0.00 |
| \$ 0.00 | 0.00% | \$ 0.00 | \$ 0.00 | \$ 0.00 |
| \$ 0.00 | 0.00% | \$ 0.00 | \$ 0.00 | \$ 0.00 |
| \$ 385,095.51 | | \$ 0.00 | \$ 2,071.87 | \$ 2,071.87 |
| | | | | |
| \$ 35,239.04 | 90.00% | \$ 0.00 | \$ 253,829.56 | \$ 253,829.56 |
| \$ 10,779.21 | 100.00% | \$ 0.00 | \$ 41,059.39 | \$ 41,059.39 |
| \$ 0.00 | 0.00% | \$ 0.00 | \$ 0.00 | \$ 0.00 |
| \$ 0.00 | 0.00% | \$ 0.00 | \$ 0.00 | \$ 0.00 |
| \$ 46,018.25 | | \$ 0.00 | \$ 294,888.95 | \$ 294,888.95 |
| | | | | |
| \$ (727.90) | 100.00% | \$ 0.00 | \$ 3,728.98 | \$ 3,728.98 |
| \$ 611.62 | 100.00% | \$ 0.00 | \$ 658,283.99 | \$ 658,283.99 |
| \$ 500.01 | 100.00% | \$ 0.00 | \$ 14,668.15 | \$ 14,668.15 |
| \$ 15,600.73 | 100.00% | \$ 0.00 | \$ 269,602.90 | \$ 269,602.90 |
| \$ (307.36) | 100.00% | \$ 0.00 | \$ 2,706.33 | \$ 2,706.33 |
| \$ 0.00 | 0.00% | \$ 0.00 | \$ 0.00 | \$ 0.00 |
| \$ 0.00 | 0.00% | \$ 0.00 | \$ 0.00 | \$ 0.00 |
| \$ 0.00 | 0.00% | \$ 0.00 | \$ 0.00 | \$ 0.00 |
| \$ 15,677.10 | | \$ 0.00 | \$ 948,990.35 | \$ 948,990.35 |
| \$ 247,486.00 | 99.02% | \$ 0.00 | \$ 6,264,017.00 | \$ 6,264,017.00 |
| \$ 0.00 | 0.00% | \$ 0.00 | \$ 0.00 | \$ 0.00 |
| \$ 0.00 | 0.00% | \$ 0.00 | \$ 0.00 | \$ 0.00 |
| \$ 0.00 | 0.00% | \$ 0.00 | \$ 0.00 | \$ 0.00 |
| \$ (4,459.46) | 100.32% | \$ 0.00 | \$ 847,670.52 | \$ 847,670.52 |
| \$ 243,026.54 | | \$ 0.00 | \$ 7,111,687.52 | \$ 7,111,687.52 |
| \$ 17,512.00 | 0.00% | \$ 0.00 | \$ 0.00 | \$ 0.00 |
| \$ 48,458.67 | 68.34% | \$ 0.00 | \$ 102,837.00 | \$ 102,837.00 |
| \$ 0.00 | 0.00% | \$ 0.00 | \$ 0.00 | \$ 0.00 |
| \$ 8,961.00 | 0.00% | \$ 0.00 | \$ 0.00 | \$ 0.00 |
| \$ 0.00 | 0.00% | \$ 0.00 | \$ 0.00 | \$ 0.00 |
| \$ (2,510.00) | 145.39% | \$ 0.00 | \$ 8,040.00 | \$ 8,040.00 |
| \$ 331,125.31 | | \$ 0.00 | \$ 8,171,554.87 | \$ 8,171,554.87 |
| | | | | |
| \$ 19,719.33 | 0.00% | \$ 0.00 | \$ 0.00 | \$ 0.00 |
| \$ (7,718.16) | 136.05% | \$ 0.00 | \$ 413,355.24 | \$ 413,355.24 |
| \$ 25,337.75 | 130.00% | \$ 0.00 | \$ 422,950.03 | \$ 422,950.03 |
| \$ 0.00 | 0.00% | \$ 0.00 | \$ 0.00 | \$ 0.00 |
| \$ 24,629.20 | 0.00% | \$ 0.00 | \$ 0.00 | \$ 0.00 |
| \$ 0.00 | 0.00% | \$ 0.00 | \$ 0.00 | \$ 0.00 |
| \$ 0.00 | 0.00% | \$ 0.00 | \$ 0.00 | \$ 0.00 |
| \$ 0.00 | 0.00% | \$ 0.00 | \$ 0.00 | \$ 0.00 |
| \$ 61,968.12 | | \$ 0.00 | \$ 836,305.27 | \$ 836,305.27 |
| | | | | |
| \$ 0.00 | 0.00% | \$ 0.00 | \$ 0.00 | \$ 0.00 |
| \$ 824,207.19 | | \$ 0.00 | \$ 9,304,820.96 | \$ 9,304,820.96 |

S.A. & I. Form 2661R06 Entity: Hilldale Public Schools I-029, Muskogee

24-Aug-2015

GENERAL FUND ACCOUNTS COVERING THE PERIOD JULY 1, 2014 TO JUNE 30, 2015
ESTIMATE OF NEEDS FOR 2015-2016

Page 9

EXHIBIT "A"

| Schedule 5, Expenditures General Fund Cash Accounts of Current and all Prior Years | |
|--|------------------|
| CURRENT AND ALL PRIOR YEARS | 2014-15 |
| Cash Balance Reported to Excise Board 6-30-2014 | \$ 0.00 |
| Cash Fund Balance Transferred Out | |
| Cash Fund Balance Transferred In | \$ 2,235,571.62 |
| Adjusted Cash Balance | \$ 2,235,571.62 |
| Ad Valorem Tax Apportioned To Year In Caption | \$ 1,621,377.27 |
| Miscellaneous Revenue (Schedule 4) | \$ 9,854,752.74 |
| Cash Fund Balance Forward From Preceding Year | \$ 965,330.78 |
| Prior Expenditures Recovered | \$ 0.00 |
| TOTAL RECEIPTS | \$ 12,441,460.79 |
| TOTAL RECEIPTS AND BALANCE | \$ 14,677,032.41 |
| Warrants Paid of Year in Caption | \$ 10,840,461.36 |
| Interest Paid Thereon | \$ 0.00 |
| Bank Fees and Cash Charges | \$ 0.00 |
| TOTAL DISBURSEMENTS | \$ 10,840,461.36 |
| CASH BALANCE JUNE 30, 2015 | \$ 3,836,571.05 |
| Reserve for Warrants Outstanding | \$ 345,913.45 |
| Reserve for Interest on Warrants | \$ 0.00 |
| Reserves From Schedule 8 | \$ 968,622.22 |
| TOTAL LIABILITIES AND RESERVE | \$ 1,314,535.67 |
| DEFICIT: | \$ 0.00 |
| CASH FUND BALANCE FORWARD TO SUCCEEDING YEAR | \$ 2,522,035.38 |

| Schedule 6, General Fund Warrant Account of Current and All Prior Years | |
|---|------------------|
| CURRENT AND ALL PRIOR YEARS | 2014-15 |
| Warrants Outstanding 6-30 of Year in Caption | |
| Warrants Registered During Year | \$ 11,186,374.81 |
| TOTAL | \$ 11,186,374.81 |
| Warrants Paid During Year | \$ 10,840,461.36 |
| Warrants Converted to Bonds or Judgments | \$ 0.00 |
| Warrants Cancelled | \$ 0.00 |
| Warrants estopped by Statute | \$ 0.00 |
| TOTAL WARRANTS RETIRED | \$ 10,840,461.36 |
| BALANCE WARRANTS OUTSTANDING JUNE 30, 2015 | \$ 345,913.45 |

| Schedule 7, 2014 Ad Valorem Tax Account | | | |
|---|------------------|--------------|-----------------|
| 2014 Net Valuation Certified To County Excise Board | \$ 47,222,813.00 | 35.730 Mills | Amount |
| Total Proceeds of Levy as Certified | | | \$ 1,687,271.11 |
| Additions: | | | \$ 0.00 |
| Deductions: | | | \$ 0.00 |
| Gross Balance Tax | | | \$ 1,687,271.11 |
| Less Reserve for Delinquent Tax | | | \$ 153,388.28 |
| Reserve for Protests Pending | | | \$ 0.00 |
| Balance Available Tax | | | \$ 1,533,882.83 |
| Deduct 2014 Tax Apportioned | | | \$ 1,621,377.27 |
| Net Balance 2014 Tax in Process of Collection | | | \$ 0.00 |
| Excess Collections | | | \$ 87,494.44 |

ESTIMATE OF NEEDS FOR 2015-2016

Page 10

[illegible][illegible]

| Schedule 9, General Fund Investments | | | | | | |
|--------------------------------------|---|--------------------|--------------------------|----------------------|-----------------------------|---|
| INVESTED IN | Investments On Hand June 30, 2014 | Since Purchased | Liquidations | | Barred by Court Order | Investments On Hand June 30, 2015 |
| | | | By Collection Of Cost | Amortized Premium | | |
| CD's | \$ 1,506,063.20 | \$ 3,029,038.52 | \$ 1,506,063.20 | \$ 0.00 | \$ 0.00 | \$ 3,029,038.52 |
| | | | | | | \$ 0.00 |
| | | | | | | \$ 0.00 |
| | | | | | | \$ 0.00 |
| | | | | | | \$ 0.00 |
| | | | | | | \$ 0.00 |
| | | | | | | \$ 0.00 |
| | | | | | | \$ 0.00 |
| | | | | | | \$ 0.00 |
| | | | | | | \$ 0.00 |
| TOTAL INVEST | \$ 1,506,063.20 | \$ 3,029,038.52 | \$ 1,506,063.20 | | | \$ 3,029,038.52 |

GENERAL FUND ACCOUNTS COVERING THE PERIOD JULY 1, 2014 TO JUNE 30, 2015
ESTIMATE OF NEEDS FOR 2015-2016

Page 11

EXHIBIT "A"

Schedule 8, Report of Prior Year Expenditures

| APPROPRIATED ACCOUNTS | FISCAL YEAR ENDING JUNE 30, 2014 | | | APPROPRIATIONS ORIGINAL |
|---|----------------------------------|-----------------------------|-------------------------------------|----------------------------|
| | RESERVES 06-30-2014 | WARRANTS SINCE ISSUED | BALANCE LAPSED APPROPRIATIONS | |
| 1000 INSTRUCTION | \$ 0.00 | \$ 0.00 | \$ 0.00 | \$ 7,400,000.00 |
| 2000 SUPPORT SERVICES: | | | | |
| 2100 Support Services - Students | \$ 0.00 | \$ 0.00 | \$ 0.00 | \$ 580,000.00 |
| 2200 Support Services - Instructional Staff | \$ 0.00 | \$ 0.00 | \$ 0.00 | \$ 525,000.00 |
| 2300 Support Services - General Administration | \$ 0.00 | \$ 0.00 | \$ 0.00 | \$ 576,000.00 |
| 2400 Support Services - School Administration | \$ 0.00 | \$ 0.00 | \$ 0.00 | \$ 634,000.00 |
| 2500 Support Services - Business | \$ 0.00 | \$ 0.00 | \$ 0.00 | \$ 760,000.00 |
| 2600 Operations And Maintenance of Plant Services | \$ 0.00 | \$ 0.00 | \$ 0.00 | \$ 1,486,000.00 |
| 2700 Student Transportation Services | \$ 0.00 | \$ 0.00 | \$ 0.00 | \$ 242,000.00 |
| 2800 Support Services - Central | \$ 0.00 | \$ 0.00 | \$ 0.00 | \$ 0.00 |
| 2900 Other Support Services | \$ 0.00 | \$ 0.00 | \$ 0.00 | \$ 0.00 |
| TOTAL | \$ 0.00 | \$ 0.00 | \$ 0.00 | \$ 4,803,000.00 |
| 3000 OPERATION OF NON-INSTRUCTION SERVICES: | | | | |
| 3100 Child Nutrition Programs Operations | \$ 0.00 | \$ 0.00 | \$ 0.00 | \$ 0.00 |
| 3200 Other Enterprise Service Operations | \$ 0.00 | \$ 0.00 | \$ 0.00 | \$ 0.00 |
| 3300 Community Services Operations | \$ 0.00 | \$ 0.00 | \$ 0.00 | \$ 22,000.00 |
| TOTAL | \$ 0.00 | \$ 0.00 | \$ 0.00 | \$ 22,000.00 |
| 4000 FACILITIES ACQUISITION & CONSTRUCTION SERVICES: | | | | |
| 4100 Supv. of Facilities Acquisition and Construction | \$ 0.00 | \$ 0.00 | \$ 0.00 | \$ 0.00 |
| 4200 Site Acquisition Services | \$ 0.00 | \$ 0.00 | \$ 0.00 | \$ 0.00 |
| 4300 Site Improvement Services | \$ 0.00 | \$ 0.00 | \$ 0.00 | \$ 0.00 |
| 4400 Architecture and Engineering Services | \$ 0.00 | \$ 0.00 | \$ 0.00 | \$ 0.00 |
| 4500 Educational Specifications Development Services | \$ 0.00 | \$ 0.00 | \$ 0.00 | \$ 0.00 |
| 4600 Building Acquisition and Construction Services | \$ 0.00 | \$ 0.00 | \$ 0.00 | \$ 0.00 |
| 4700 Building Improvement Services | \$ 0.00 | \$ 0.00 | \$ 0.00 | \$ 0.00 |
| 4900 Other Facilities Acquisition and Const. Services | \$ 0.00 | \$ 0.00 | \$ 0.00 | \$ 0.00 |
| TOTAL | \$ 0.00 | \$ 0.00 | \$ 0.00 | \$ 0.00 |
| 5000 OTHER OUTLAYS: | | | | |
| 5100 Debt Service | \$ 0.00 | \$ 0.00 | \$ 0.00 | \$ 0.00 |
| 5200 Reimbursement (Child Nutrition Fund) | \$ 0.00 | \$ 0.00 | \$ 0.00 | \$ 0.00 |
| 5300 Clearing Account | \$ 0.00 | \$ 0.00 | \$ 0.00 | \$ 0.00 |
| 5400 Indirect Cost Entitlement | \$ 0.00 | \$ 0.00 | \$ 0.00 | \$ 0.00 |
| 5500 Private Nonprofit Schools | \$ 0.00 | \$ 0.00 | \$ 0.00 | \$ 0.00 |
| 5600 Correcting Entry | \$ 0.00 | \$ 0.00 | \$ 0.00 | \$ 0.00 |
| TOTAL | \$ 0.00 | \$ 0.00 | \$ 0.00 | \$ 0.00 |
| 7000 OTHER USES | \$ 1,626,593.58 | \$ 688,893.75 | \$ 937,699.83 | \$ 575,000.00 |
| 8000 REPAYMENTS | \$ 0.00 | \$ 0.00 | \$ 0.00 | \$ 0.00 |
| TOTAL GENERAL FUND | \$ 1,626,593.58 | \$ 688,893.75 | \$ 937,699.83 | \$ 12,800,000.00 |
| Bank Fees and Cash Charges | \$ 0.00 | \$ 0.00 | \$ 0.00 | \$ 0.00 |
| Provision for Interest on Warrants | \$ 0.00 | \$ 0.00 | \$ 0.00 | \$ 0.00 |
| GRAND TOTAL | \$ 1,626,593.58 | \$ 688,893.75 | \$ 937,699.83 | \$ 12,800,000.00 |

ESTIMATE OF NEEDS FOR THE FISCAL YEAR 2015-2016

PURPOSE:

Current Expense

Interest

Pro rata share of County Assessor's Budget as determined by County Excise Board

GRAND TOTAL - Home School

S.A.& I. Form 2661R06 Entity: Hilldale Public Schools I-029, Muskogee

24-Aug-2015

EXHIBIT "A"

| FISCAL YEAR ENDING JUNE 30, 2015 | | | | | | FISCAL YEAR 2014-2015 |
|----------------------------------|-----------|------------------|--------------------|---------------|---|--|
| APPROPRIATIONS | | | WARRANTS ISSUED | RESERVES | LAPSED BALANCE KNOWN TO BE UNENCUMBERED | EXPENDITURES FOR CURRENT EXPENSE PURPOSES |
| SUPPLEMENTAL ADJUSTMENTS | | NET AMOUNT | | | | |
| ADDED | CANCELLED | | | | | |
| \$ 0.00 | \$ 0.00 | \$ 7,400,000.00 | \$ 6,654,584.59 | \$ 736,953.99 | \$ 8,461.42 | \$ 7,391,538.58 |
| | | | | | | |
| \$ 0.00 | \$ 0.00 | \$ 580,000.00 | \$ 541,283.86 | \$ 27,823.49 | \$ 10,892.65 | \$ 569,107.35 |
| \$ 0.00 | \$ 0.00 | \$ 525,000.00 | \$ 491,229.99 | \$ 32,270.59 | \$ 1,499.42 | \$ 523,500.58 |
| \$ 0.00 | \$ 0.00 | \$ 576,000.00 | \$ 565,075.65 | \$ 10,019.32 | \$ 905.03 | \$ 575,094.97 |
| \$ 0.00 | \$ 0.00 | \$ 634,000.00 | \$ 630,863.12 | \$ 2,237.05 | \$ 899.83 | \$ 633,100.17 |
| \$ 0.00 | \$ 0.00 | \$ 760,000.00 | \$ 692,234.76 | \$ 63,538.76 | \$ 4,226.48 | \$ 755,773.52 |
| \$ 0.00 | \$ 0.00 | \$ 1,486,000.00 | \$ 1,356,705.91 | \$ 94,659.79 | \$ 34,634.30 | \$ 1,451,365.70 |
| \$ 0.00 | \$ 0.00 | \$ 242,000.00 | \$ 232,786.67 | \$ 1,119.23 | \$ 8,094.10 | \$ 233,905.90 |
| \$ 0.00 | \$ 0.00 | \$ 0.00 | \$ 0.00 | \$ 0.00 | \$ 0.00 | \$ 0.00 |
| \$ 0.00 | \$ 0.00 | \$ 0.00 | \$ 0.00 | \$ 0.00 | \$ 0.00 | \$ 0.00 |
| \$ 0.00 | \$ 0.00 | \$ 4,803,000.00 | \$ 4,510,179.96 | \$ 231,668.23 | \$ 61,151.81 | \$ 4,741,848.19 |
| | | | | | | |
| \$ 0.00 | \$ 0.00 | \$ 0.00 | \$ 0.00 | \$ 0.00 | \$ 0.00 | \$ 0.00 |
| \$ 0.00 | \$ 0.00 | \$ 0.00 | \$ 0.00 | \$ 0.00 | \$ 0.00 | \$ 0.00 |
| \$ 0.00 | \$ 0.00 | \$ 22,000.00 | \$ 21,610.26 | \$ 0.00 | \$ 389.74 | \$ 21,610.26 |
| \$ 0.00 | \$ 0.00 | \$ 22,000.00 | \$ 21,610.26 | \$ 0.00 | \$ 389.74 | \$ 21,610.26 |
| | | | | | | |
| \$ 0.00 | \$ 0.00 | \$ 0.00 | \$ 0.00 | \$ 0.00 | \$ 0.00 | \$ 0.00 |
| \$ 0.00 | \$ 0.00 | \$ 0.00 | \$ 0.00 | \$ 0.00 | \$ 0.00 | \$ 0.00 |
| \$ 0.00 | \$ 0.00 | \$ 0.00 | \$ 0.00 | \$ 0.00 | \$ 0.00 | \$ 0.00 |
| \$ 0.00 | \$ 0.00 | \$ 0.00 | \$ 0.00 | \$ 0.00 | \$ 0.00 | \$ 0.00 |
| \$ 0.00 | \$ 0.00 | \$ 0.00 | \$ 0.00 | \$ 0.00 | \$ 0.00 | \$ 0.00 |
| \$ 0.00 | \$ 0.00 | \$ 0.00 | \$ 0.00 | \$ 0.00 | \$ 0.00 | \$ 0.00 |
| \$ 0.00 | \$ 0.00 | \$ 0.00 | \$ 0.00 | \$ 0.00 | \$ 0.00 | \$ 0.00 |
| \$ 0.00 | \$ 0.00 | \$ 0.00 | \$ 0.00 | \$ 0.00 | \$ 0.00 | \$ 0.00 |
| \$ 0.00 | \$ 0.00 | \$ 0.00 | \$ 0.00 | \$ 0.00 | \$ 0.00 | \$ 0.00 |
| \$ 0.00 | \$ 0.00 | \$ 0.00 | \$ 0.00 | \$ 0.00 | \$ 0.00 | \$ 0.00 |
| | | | | | | |
| \$ 0.00 | \$ 0.00 | \$ 0.00 | \$ 0.00 | \$ 0.00 | \$ 0.00 | \$ 0.00 |
| \$ 0.00 | \$ 0.00 | \$ 0.00 | \$ 0.00 | \$ 0.00 | \$ 0.00 | \$ 0.00 |
| \$ 0.00 | \$ 0.00 | \$ 0.00 | \$ 0.00 | \$ 0.00 | \$ 0.00 | \$ 0.00 |
| \$ 0.00 | \$ 0.00 | \$ 0.00 | \$ 0.00 | \$ 0.00 | \$ 0.00 | \$ 0.00 |
| \$ 0.00 | \$ 0.00 | \$ 0.00 | \$ 0.00 | \$ 0.00 | \$ 0.00 | \$ 0.00 |
| \$ 0.00 | \$ 0.00 | \$ 0.00 | \$ 0.00 | \$ 0.00 | \$ 0.00 | \$ 0.00 |
| \$ 0.00 | \$ 0.00 | \$ 0.00 | \$ 0.00 | \$ 0.00 | \$ 0.00 | \$ 0.00 |
| \$ 0.00 | \$ 0.00 | \$ 0.00 | \$ 0.00 | \$ 0.00 | \$ 0.00 | \$ 0.00 |
| \$ 0.00 | \$ 0.00 | \$ 575,000.00 | \$ 0.00 | \$ 0.00 | \$ 575,000.00 | \$ 0.00 |
| \$ 0.00 | \$ 0.00 | \$ 0.00 | \$ 0.00 | \$ 0.00 | \$ 0.00 | \$ 0.00 |
| \$ 0.00 | \$ 0.00 | \$ 12,800,000.00 | \$ 11,186,374.81 | \$ 968,622.22 | \$ 645,002.97 | \$ 12,154,997.03 |
| \$ 0.00 | \$ 0.00 | \$ 0.00 | \$ 0.00 | \$ 0.00 | \$ 0.00 | \$ 0.00 |
| \$ 0.00 | \$ 0.00 | \$ 0.00 | \$ 0.00 | \$ 0.00 | \$ 0.00 | \$ 0.00 |
| \$ 0.00 | \$ 0.00 | \$ 12,800,000.00 | \$ 11,186,374.81 | \$ 968,622.22 | \$ 645,002.97 | \$ 12,154,997.03 |

| | | |
|--|--|---------------------------------------|
| | Estimate of Needs by Governing Board | Approved by County Excise Board |
| | \$ 13,400,000.00 | \$ 13,400,000.00 |
| | \$ 0.00 | \$ 0.00 |
| | \$ 0.00 | \$ 0.00 |
| | \$ 13,400,000.00 | \$ 13,400,000.00 |

BUILDING FUND ACCOUNTS COVERING THE PERIOD JULY 1, 2014 TO JUNE 30, 2015
ESTIMATE OF NEEDS FOR 2015-2016

EXHIBIT "B"

Page 13

| Schedule 1, Current Balance Sheet - June 30, 2015 | |
|--|------------------------|
| | Amount |
| ASSETS: | |
| Cash Balance June 30, 2015 | \$ 160,579.13 |
| Investments | \$ 1,511,942.05 |
| TOTAL ASSETS | \$ 1,672,521.18 |
| LIABILITIES AND RESERVES: | |
| Warrants Outstanding | \$ 0.00 |
| Reserve for Interest on Warrants | \$ 0.00 |
| Reserves From Schedule 8 | \$ 83,000.00 |
| TOTAL LIABILITIES AND RESERVES | \$ 83,000.00 |
| CASH FUND BALANCE JUNE 30, 2015 | \$ 1,589,521.18 |
| TOTAL LIABILITIES, RESERVES AND CASH FUND BALANCE | \$ 1,672,521.18 |

| Schedule 2, Revenue and Requirements - 2014-2015 | | |
|--|-----------------|------------------------|
| | Detail | Total |
| REVENUE: | | |
| Cash Balance June 30, 2014 | \$ 1,602,298.71 | |
| Cash Fund Balance Transferred From Prior Years | \$ 145,859.93 | |
| Current Ad Valorem Tax Apportioned | \$ 229,708.33 | |
| Miscellaneous Revenue Apportioned | \$ 15,429.60 | |
| TOTAL REVENUE | | \$ 1,993,296.57 |
| REQUIREMENTS: | | |
| Claims Paid by Warrants Issued & Transfer Fees Apportioned | \$ 320,775.39 | |
| Reserves From Schedule 8 | \$ 83,000.00 | |
| Interest Paid on Warrants | \$ 0.00 | |
| Bank Fees and Cash Charges | \$ 0.00 | |
| Reserve for Interest on Warrants | \$ 0.00 | |
| TOTAL REQUIREMENTS | | \$ 403,775.39 |
| ADD: Cash Fund Balance as Per Balance Sheet 6-30-2015 | | \$ 1,589,521.18 |
| TOTAL REQUIREMENTS AND CASH FUND BALANCE | | \$ 1,993,296.57 |

| Schedule 3, Cash Fund Balance Analysis - June 30, 2015 | |
|--|------------------------|
| | Amount |
| ADDITIONS: | |
| Miscellaneous Revenue Collected in Excess of Estimates-Net | \$ 11,670.45 |
| Warrants Estopped, Cancelled or Converted | \$ 0.00 |
| Fiscal Year 2014-15 Lapsed Appropriations | \$ 1,421,224.61 |
| Fiscal Year 2013-14 Lapsed Appropriations | \$ 141,003.29 |
| Ad Valorem Tax Collections in Excess of Estimates | \$ 10,766.19 |
| Prior Year Ad Valorem Tax | \$ 4,856.64 |
| TOTAL ADDITIONS | \$ 1,589,521.18 |
| DEDUCTIONS: | |
| Supplemental Appropriations | \$ 0.00 |
| Current Tax in Process of Collection | \$ 0.00 |
| TOTAL DEDUCTIONS | \$ 0.00 |
| Cash Fund Balance as per Balance Sheet 6-30-2015 | \$ 1,589,521.18 |
| Composition of Cash Fund Balance | |
| Cash | \$ 1,589,521.18 |
| Cash Fund Balance as per Balance Sheet 6-30-2015 | \$ 1,589,521.18 |

BUILDING FUND ACCOUNTS COVERING THE PERIOD JULY 1, 2014 TO JUNE 30, 2015
ESTIMATE OF NEEDS FOR 2015-2016

EXHIBIT "B"

Page 14

| Schedule 4, Miscellaneous Revenue | | |
|--|---------------------|-----------------------|
| SOURCE | 2014-15 ACCOUNT | |
| | AMOUNT ESTIMATED | ACTUALLY COLLECTED |
| 1000 DISTRICT SOURCES OF REVENUE: | | |
| 1200 Tuition & Fees | \$ 0.00 | \$ 0.00 |
| 1300 Earnings on Investments and Bond Sales | \$ 3,759.15 | \$ 15,429.60 |
| 1400 Rental, Disposals and Commissions | \$ 0.00 | \$ 0.00 |
| 1500 Reimbursements | \$ 0.00 | \$ 0.00 |
| 1600 Other Local Sources of Revenue | \$ 0.00 | \$ 0.00 |
| 1700 Child Nutrition Programs | \$ 0.00 | \$ 0.00 |
| 1800 Athletics | \$ 0.00 | \$ 0.00 |
| TOTAL | \$ 3,759.15 | \$ 15,429.60 |
| 2000 INTERMEDIATE SOURCES OF REVENUE: | | |
| 2100 County 4 Mill Ad Valorem Tax | \$ 0.00 | \$ 0.00 |
| 2200 County Apportionment (Mortgage Tax) | \$ 0.00 | \$ 0.00 |
| 2300 Resale of Property Fund Distribution | \$ 0.00 | \$ 0.00 |
| 2900 Other Intermediate Sources of Revenue | \$ 0.00 | \$ 0.00 |
| TOTAL | \$ 0.00 | \$ 0.00 |
| 3000 STATE SOURCES OF REVENUE: | | |
| 3110 Gross Production Tax | \$ 0.00 | \$ 0.00 |
| 3120 Motor Vehicle Collections | \$ 0.00 | \$ 0.00 |
| 3130 Rural Electric Cooperative Tax | \$ 0.00 | \$ 0.00 |
| 3140 State School Land Earnings | \$ 0.00 | \$ 0.00 |
| 3150 Vehicle Tax Stamps | \$ 0.00 | \$ 0.00 |
| 3160 Farm Implement Tax Stamps | \$ 0.00 | \$ 0.00 |
| 3170 Trailers and Mobile Homes | \$ 0.00 | \$ 0.00 |
| 3190 Other Dedicated Revenue | \$ 0.00 | \$ 0.00 |
| 3100 Total Dedicated Revenue | \$ 0.00 | \$ 0.00 |
| 3210 Foundation and Salary Incentive Aid | \$ 0.00 | \$ 0.00 |
| 3220 Mid-Term Adjustment For Attendance | \$ 0.00 | \$ 0.00 |
| 3230 Teacher Consultant Stipend | \$ 0.00 | \$ 0.00 |
| 3240 Disaster Assistance | \$ 0.00 | \$ 0.00 |
| 3250 Flexible Benefit Allowance | \$ 0.00 | \$ 0.00 |
| 3200 Total State Aid - General Operations - Non-Categorical | \$ 0.00 | \$ 0.00 |
| 3300 State Aid - Competitive Grants - Categorical | \$ 0.00 | \$ 0.00 |
| 3400 State - Categorical | \$ 0.00 | \$ 0.00 |
| 3500 Special Programs | \$ 0.00 | \$ 0.00 |
| 3600 Other State Sources of Revenue | \$ 0.00 | \$ 0.00 |
| 3700 Child Nutrition Program | \$ 0.00 | \$ 0.00 |
| 3800 State Vocational Programs - Multi-Source | \$ 0.00 | \$ 0.00 |
| TOTAL | \$ 0.00 | \$ 0.00 |
| 4000 FEDERAL SOURCES OF REVENUE: | | |
| 4100 Grants-In-Aid Direct From The Federal Government | \$ 0.00 | \$ 0.00 |
| 4200 Disadvantaged Students | \$ 0.00 | \$ 0.00 |
| 4300 Individuals With Disabilities | \$ 0.00 | \$ 0.00 |
| 4400 No Child Left Behind | \$ 0.00 | \$ 0.00 |
| 4500 Grants-In-Aid Passed Through Other State/Intermediate Sources | \$ 0.00 | \$ 0.00 |
| 4600 Other Federal Sources Passed Through State Dept Of Education | \$ 0.00 | \$ 0.00 |
| 4700 Child Nutrition Programs | \$ 0.00 | \$ 0.00 |
| 4800 Federal Vocational Education | \$ 0.00 | \$ 0.00 |
| TOTAL | \$ 0.00 | \$ 0.00 |
| 5000 NON-REVENUE RECEIPTS: | | |
| 5100 Return of Assets | \$ 0.00 | \$ 0.00 |
| GRAND TOTAL | \$ 3,759.15 | \$ 15,429.60 |

S.A. & I. Form 2661R06 Entity: Hilldale Public Schools I-029, Muskogee

24-Aug-2015

EXHIBIT "B"

[illegible]

BUILDING FUND ACCOUNTS COVERING THE PERIOD JULY 1, 2014 TO JUNE 30, 2015
ESTIMATE OF NEEDS FOR 2015-2016

EXHIBIT "B"

Page 16

| Schedule 5, Expenditures Building Fund Cash Accounts of Current and all Prior Years | |
|---|------------------------|
| CURRENT AND ALL PRIOR YEARS | 2014-15 |
| Cash Balance Reported to Excise Board 6-30-2014 | \$ 0.00 |
| Cash Fund Balance Transferred Out | |
| Cash Fund Balance Transferred In | \$ 1,602,298.71 |
| Adjusted Cash Balance | \$ 1,602,298.71 |
| Ad Valorem Tax Apportioned To Year In Caption | \$ 229,708.33 |
| Miscellaneous Revenue (Schedule 4) | \$ 15,429.60 |
| Cash Fund Balance Forward From Preceding Year | \$ 145,859.93 |
| Prior Expenditures Recovered | \$ 0.00 |
| TOTAL RECEIPTS | \$ 390,997.86 |
| TOTAL RECEIPTS AND BALANCE | \$ 1,993,296.57 |
| Warrants Paid of Year in Caption | \$ 320,775.39 |
| Interest Paid Thereon | \$ 0.00 |
| Bank Fees and Cash Charges | \$ 0.00 |
| TOTAL DISBURSEMENTS | \$ 320,775.39 |
| CASH BALANCE JUNE 30, 2015 | \$ 1,672,521.18 |
| Reserve for Warrants Outstanding | \$ 0.00 |
| Reserve for Interest on Warrants | \$ 0.00 |
| Reserves From Schedule 8 | \$ 83,000.00 |
| TOTAL LIABILITIES AND RESERVE | \$ 83,000.00 |
| DEFICIT: (Red Figure) | \$ 0.00 |
| CASH FUND BALANCE FORWARD TO SUCCEEDING YEAR | \$ 1,589,521.18 |

| Schedule 6, Building Fund Warrant Account of Current and All Prior Years | |
|--|----------------------|
| CURRENT AND ALL PRIOR YEARS | 2014-15 |
| Warrants Outstanding 6-30 of Year in Caption | |
| Warrants Registered During Year | \$ 320,775.39 |
| TOTAL | \$ 320,775.39 |
| Warrants Paid During Year | \$ 320,775.39 |
| Warrants Converted to Bonds or Judgments | \$ 0.00 |
| Warrants Cancelled | \$ 0.00 |
| Warrants estopped by Statute | \$ 0.00 |
| TOTAL WARRANTS RETIRED | \$ 320,775.39 |
| BALANCE WARRANTS OUTSTANDING JUNE 30, 2015 | \$ 0.00 |

| Schedule 7, 2014 Ad Valorem Tax Account | | | |
|---|------------------|-------------|---------------|
| 2014 Net Valuation Certified To County Excise Board | \$ 47,222,813.00 | 5.100 Mills | Amount |
| Total Proceeds of Levy as Certified | | | \$ 240,836.35 |
| Additions: | | | \$ 0.00 |
| Deductions: | | | \$ 0.00 |
| Gross Balance Tax | | | \$ 240,836.35 |
| Less Reserve for Delinquent Tax | | | \$ 21,894.21 |
| Reserve for Protests Pending | | | \$ 0.00 |
| Balance Available Tax | | | \$ 218,942.14 |
| Deduct 2014 Tax Apportioned | | | \$ 229,708.33 |
| Net Balance 2014 Tax in Process of Collection | | | \$ 0.00 |
| Excess Collections | | | \$ 10,766.19 |

EXHIBIT "B"

[illegible][illegible]

| Schedule 9, Building Fund Investments | | | | | | |
|---------------------------------------|---|--------------------|--------------------------|----------------------|-----------------------------|---|
| INVESTED IN | Investments On Hand June 30, 2014 | Since Purchased | Liquidations | | Barred by Court Order | Investments On Hand June 30, 2015 |
| | | | By Collection Of Cost | Amortized Premium | | |
| CD's | \$3,013,608.92 | \$ 1,511,942.05 | \$ 3,013,608.92 | \$ 0.00 | \$ 0.00 | \$ 1,511,942.05 |
| | | | | | | \$ 0.00 |
| | | | | | | \$ 0.00 |
| | | | | | | \$ 0.00 |
| | | | | | | \$ 0.00 |
| | | | | | | \$ 0.00 |
| | | | | | | \$ 0.00 |
| | | | | | | \$ 0.00 |
| | | | | | | \$ 0.00 |
| | | | | | | \$ 0.00 |
| TOTAL INVEST | \$3,013,608.92 | \$ 1,511,942.05 | \$ 3,013,608.92 | \$ 0.00 | \$ 0.00 | \$ 1,511,942.05 |

**BUILDING FUND ACCOUNTS COVERING THE PERIOD JULY 1, 2014 TO JUNE 30, 2015
ESTIMATE OF NEEDS FOR 2015-2016**

Page 18

EXHIBIT "B"

| Schedule 8, Report of Prior Year Expenditures | | | | |
|---|----------------------------------|-----------------------------|-------------------------------------|----------------------------|
| APPROPRIATED ACCOUNTS | FISCAL YEAR ENDING JUNE 30, 2014 | | | APPROPRIATIONS ORIGINAL |
| | RESERVES 06-30-2014 | WARRANTS SINCE ISSUED | BALANCE LAPSED APPROPRIATIONS | |
| 1000 INSTRUCTION | \$ 0.00 | \$ 0.00 | \$ 0.00 | \$ 0.00 |
| 2000 SUPPORT SERVICES: | | | | |
| 2100 Support Services - Students | \$ 0.00 | \$ 0.00 | \$ 0.00 | \$ 0.00 |
| 2200 Support Services - Instructional Staff | \$ 0.00 | \$ 0.00 | \$ 0.00 | \$ 19,000.00 |
| 2300 Support Services - General Administration | \$ 0.00 | \$ 0.00 | \$ 0.00 | \$ 0.00 |
| 2400 Support Services - School Administration | \$ 0.00 | \$ 0.00 | \$ 0.00 | \$ 0.00 |
| 2500 Support Services - Business | \$ 0.00 | \$ 0.00 | \$ 0.00 | \$ 36,000.00 |
| 2600 Operations And Maintenance of Plant Services | \$ 0.00 | \$ 0.00 | \$ 0.00 | \$ 83,000.00 |
| 2700 Student Transportation Services | \$ 0.00 | \$ 0.00 | \$ 0.00 | \$ 0.00 |
| 2800 Support Services - Central | \$ 0.00 | \$ 0.00 | \$ 0.00 | \$ 0.00 |
| 2900 Other Support Services | \$ 0.00 | \$ 0.00 | \$ 0.00 | \$ 0.00 |
| TOTAL | \$ 0.00 | \$ 0.00 | \$ 0.00 | \$ 138,000.00 |
| 3000 OPERATION OF NON-INSTRUCTION SERVICES: | | | | |
| 3100 Child Nutrition Programs Operations | \$ 0.00 | \$ 0.00 | \$ 0.00 | \$ 5,000.00 |
| 3200 Other Enterprise Service Operations | \$ 0.00 | \$ 0.00 | \$ 0.00 | \$ 0.00 |
| 3300 Community Services Operations | \$ 0.00 | \$ 0.00 | \$ 0.00 | \$ 0.00 |
| TOTAL | \$ 0.00 | \$ 0.00 | \$ 0.00 | \$ 5,000.00 |
| 4000 FACILITIES ACQUISITION & CONSTRUCTION SERVICES: | | | | |
| 4100 Supv. of Facilities Acquisition and Construction | \$ 0.00 | \$ 0.00 | \$ 0.00 | \$ 0.00 |
| 4200 Site Acquisition Services | \$ 0.00 | \$ 0.00 | \$ 0.00 | \$ 0.00 |
| 4300 Site Improvement Services | \$ 0.00 | \$ 0.00 | \$ 0.00 | \$ 0.00 |
| 4400 Architecture and Engineering Services | \$ 0.00 | \$ 0.00 | \$ 0.00 | \$ 0.00 |
| 4500 Educational Specifications Development Services | \$ 0.00 | \$ 0.00 | \$ 0.00 | \$ 0.00 |
| 4600 Building Acquisition and Construction Services | \$ 0.00 | \$ 0.00 | \$ 0.00 | \$ 262,000.00 |
| 4700 Building Improvement Services | \$ 0.00 | \$ 0.00 | \$ 0.00 | \$ 1,500.00 |
| 4900 Other Facilities Acquisition and Const. Services | \$ 0.00 | \$ 0.00 | \$ 0.00 | \$ 0.00 |
| TOTAL | \$ 0.00 | \$ 0.00 | \$ 0.00 | \$ 263,500.00 |
| 5000 OTHER OUTLAYS: | | | | |
| 5100 Debt Service | \$ 0.00 | \$ 0.00 | \$ 0.00 | \$ 0.00 |
| 5200 Reimbursement (Child Nutrition Fund) | \$ 0.00 | \$ 0.00 | \$ 0.00 | \$ 0.00 |
| 5300 Clearing Account | \$ 0.00 | \$ 0.00 | \$ 0.00 | \$ 0.00 |
| 5400 Indirect Cost Entitlement | \$ 0.00 | \$ 0.00 | \$ 0.00 | \$ 0.00 |
| 5500 Private Nonprofit Schools | \$ 0.00 | \$ 0.00 | \$ 0.00 | \$ 0.00 |
| 5600 Correcting Entry | \$ 0.00 | \$ 0.00 | \$ 0.00 | \$ 0.00 |
| TOTAL | \$ 0.00 | \$ 0.00 | \$ 0.00 | \$ 0.00 |
| 7000 OTHER USES | \$ 160,701.99 | \$ 19,698.70 | \$ 141,003.29 | \$ 1,418,500.00 |
| 8000 REPAYMENTS | \$ 0.00 | \$ 0.00 | \$ 0.00 | \$ 0.00 |
| TOTAL BUILDING FUND | \$ 160,701.99 | \$ 19,698.70 | \$ 141,003.29 | \$ 1,825,000.00 |
| Bank Fees and Cash Charges | \$ 0.00 | \$ 0.00 | \$ 0.00 | \$ 0.00 |
| Provision for Interest on Warrants | \$ 0.00 | \$ 0.00 | \$ 0.00 | \$ 0.00 |
| GRAND TOTAL | \$ 160,701.99 | \$ 19,698.70 | \$ 141,003.29 | \$ 1,825,000.00 |

| |
|---|
| ESTIMATE OF NEEDS FOR THE FISCAL YEAR 2015-2016 |
| PURPOSE: |
| Current Expense |
| Interest |
| Pro rata share of County Assessor's Budget by County Excise Board |
| GRAND TOTAL - Home School |

S.A. & I. Form 2661R06 Entity: Hilldale Public Schools I-029, Muskogee

24-Aug-2015

BUILDING FUND ACCOUNTS COVERING THE PERIOD JULY 1, 2014 TO JUNE 30, 2015
ESTIMATE OF NEEDS FOR 2015-2016

EXHIBIT "B"

Page 19

| FISCAL YEAR ENDING JUNE 30, 2015 | | | | | | FISCAL YEAR 2014-2015 |
|----------------------------------|-----------|-----------------|--------------------|--------------|---|--|
| APPROPRIATIONS | | | WARRANTS ISSUED | RESERVES | LAPSED BALANCE KNOWN TO BE UNENCUMBERED | EXPENDITURES FOR CURRENT EXPENSE PURPOSES |
| SUPPLEMENTAL ADJUSTMENTS | | NET AMOUNT | | | | |
| ADDED | CANCELLED | | | | | |
| \$ 0.00 | \$ 0.00 | \$ 0.00 | \$ 0.00 | \$ 0.00 | \$ 0.00 | \$ 0.00 |
| | | | | | | |
| \$ 0.00 | \$ 0.00 | \$ 0.00 | \$ 0.00 | \$ 0.00 | \$ 0.00 | \$ 0.00 |
| \$ 0.00 | \$ 0.00 | \$ 19,000.00 | \$ 18,760.30 | \$ 0.00 | \$ 239.70 | \$ 18,760.30 |
| \$ 0.00 | \$ 0.00 | \$ 0.00 | \$ 0.00 | \$ 0.00 | \$ 0.00 | \$ 0.00 |
| \$ 0.00 | \$ 0.00 | \$ 0.00 | \$ 0.00 | \$ 0.00 | \$ 0.00 | \$ 0.00 |
| \$ 0.00 | \$ 0.00 | \$ 36,000.00 | \$ 35,439.35 | \$ 0.00 | \$ 560.65 | \$ 35,439.35 |
| \$ 0.00 | \$ 0.00 | \$ 83,000.00 | \$ 0.00 | \$ 82,000.00 | \$ 1,000.00 | \$ 82,000.00 |
| \$ 0.00 | \$ 0.00 | \$ 0.00 | \$ 0.00 | \$ 0.00 | \$ 0.00 | \$ 0.00 |
| \$ 0.00 | \$ 0.00 | \$ 0.00 | \$ 0.00 | \$ 0.00 | \$ 0.00 | \$ 0.00 |
| \$ 0.00 | \$ 0.00 | \$ 0.00 | \$ 0.00 | \$ 0.00 | \$ 0.00 | \$ 0.00 |
| \$ 0.00 | \$ 0.00 | \$ 138,000.00 | \$ 54,199.65 | \$ 82,000.00 | \$ 1,800.35 | \$ 136,199.65 |
| | | | | | | |
| \$ 0.00 | \$ 0.00 | \$ 5,000.00 | \$ 4,758.74 | \$ 0.00 | \$ 241.26 | \$ 4,758.74 |
| \$ 0.00 | \$ 0.00 | \$ 0.00 | \$ 0.00 | \$ 0.00 | \$ 0.00 | \$ 0.00 |
| \$ 0.00 | \$ 0.00 | \$ 0.00 | \$ 0.00 | \$ 0.00 | \$ 0.00 | \$ 0.00 |
| \$ 0.00 | \$ 0.00 | \$ 5,000.00 | \$ 4,758.74 | \$ 0.00 | \$ 241.26 | \$ 4,758.74 |
| | | | | | | |
| \$ 0.00 | \$ 0.00 | \$ 0.00 | \$ 0.00 | \$ 0.00 | \$ 0.00 | \$ 0.00 |
| \$ 0.00 | \$ 0.00 | \$ 0.00 | \$ 0.00 | \$ 0.00 | \$ 0.00 | \$ 0.00 |
| \$ 0.00 | \$ 0.00 | \$ 0.00 | \$ 0.00 | \$ 0.00 | \$ 0.00 | \$ 0.00 |
| \$ 0.00 | \$ 0.00 | \$ 0.00 | \$ 0.00 | \$ 0.00 | \$ 0.00 | \$ 0.00 |
| \$ 0.00 | \$ 0.00 | \$ 0.00 | \$ 0.00 | \$ 0.00 | \$ 0.00 | \$ 0.00 |
| \$ 0.00 | \$ 0.00 | \$ 262,000.00 | \$ 261,817.00 | \$ 0.00 | \$ 183.00 | \$ 261,817.00 |
| \$ 0.00 | \$ 0.00 | \$ 1,500.00 | \$ 0.00 | \$ 1,000.00 | \$ 500.00 | \$ 1,000.00 |
| \$ 0.00 | \$ 0.00 | \$ 0.00 | \$ 0.00 | \$ 0.00 | \$ 0.00 | \$ 0.00 |
| \$ 0.00 | \$ 0.00 | \$ 263,500.00 | \$ 261,817.00 | \$ 1,000.00 | \$ 683.00 | \$ 262,817.00 |
| | | | | | | |
| \$ 0.00 | \$ 0.00 | \$ 0.00 | \$ 0.00 | \$ 0.00 | \$ 0.00 | \$ 0.00 |
| \$ 0.00 | \$ 0.00 | \$ 0.00 | \$ 0.00 | \$ 0.00 | \$ 0.00 | \$ 0.00 |
| \$ 0.00 | \$ 0.00 | \$ 0.00 | \$ 0.00 | \$ 0.00 | \$ 0.00 | \$ 0.00 |
| \$ 0.00 | \$ 0.00 | \$ 0.00 | \$ 0.00 | \$ 0.00 | \$ 0.00 | \$ 0.00 |
| \$ 0.00 | \$ 0.00 | \$ 0.00 | \$ 0.00 | \$ 0.00 | \$ 0.00 | \$ 0.00 |
| \$ 0.00 | \$ 0.00 | \$ 0.00 | \$ 0.00 | \$ 0.00 | \$ 0.00 | \$ 0.00 |
| \$ 0.00 | \$ 0.00 | \$ 0.00 | \$ 0.00 | \$ 0.00 | \$ 0.00 | \$ 0.00 |
| \$ 0.00 | \$ 0.00 | \$ 1,418,500.00 | \$ 0.00 | \$ 0.00 | \$ 1,418,500.00 | \$ 0.00 |
| \$ 0.00 | \$ 0.00 | \$ 0.00 | \$ 0.00 | \$ 0.00 | \$ 0.00 | \$ 0.00 |
| \$ 0.00 | \$ 0.00 | \$ 1,825,000.00 | \$ 320,775.39 | \$ 83,000.00 | \$ 1,421,224.61 | \$ 403,775.39 |
| \$ 0.00 | \$ 0.00 | \$ 0.00 | \$ 0.00 | \$ 0.00 | \$ 0.00 | \$ 0.00 |
| \$ 0.00 | \$ 0.00 | \$ 0.00 | \$ 0.00 | \$ 0.00 | \$ 0.00 | \$ 0.00 |
| \$ 0.00 | \$ 0.00 | \$ 1,825,000.00 | \$ 320,775.39 | \$ 83,000.00 | \$ 1,421,224.61 | \$ 403,775.39 |

| | Estimate of Needs by Governing Board | Approved by County Excise Board |
|--|--|---------------------------------------|
| | \$ 1,820,000.00 | \$ 1,820,000.00 |
| | \$ 0.00 | \$ 0.00 |
| | \$ 0.00 | \$ 0.00 |
| | \$ 1,820,000.00 | \$ 1,820,000.00 |

CHILD NUTRITION FUND ACCOUNTS COVERING THE PERIOD JULY 1, 2014 TO JUNE 30, 2015
ESTIMATE OF NEEDS FOR 2015-2016

EXHIBIT "D"

Page 27

| Schedule 1, Current Balance Sheet - June 30, 2015 | |
|--|----------------------|
| | Amount |
| ASSETS: | |
| Cash Balance June 30, 2015 | \$ 205,235.54 |
| Investments | \$ 100,796.14 |
| TOTAL ASSETS | \$ 306,031.68 |
| LIABILITIES AND RESERVES: | |
| Warrants Outstanding | \$ 22,373.90 |
| Reserve for Interest on Warrants | \$ 0.00 |
| Reserves From Schedule 8 | \$ 33,624.72 |
| TOTAL LIABILITIES AND RESERVES | \$ 55,998.62 |
| CASH FUND BALANCE JUNE 30, 2015 | \$ 250,033.06 |
| TOTAL LIABILITIES, RESERVES AND CASH FUND BALANCE | \$ 306,031.68 |

| Schedule 5, Expenditures Child Nutrition Fund Cash Accounts of Current and all Prior Years | |
|--|------------------------|
| CURRENT AND ALL PRIOR YEARS | 2014-15 |
| Cash Balance Reported to Excise Board 6-30-2014 | \$ 0.00 |
| Cash Fund Balance Transferred Out | |
| Cash Fund Balance Transferred In | \$ 231,853.32 |
| Adjusted Cash Balance | \$ 231,853.32 |
| Miscellaneous Revenue (Schedule 4) | \$ 771,344.10 |
| Cash Fund Balance Forward From Preceding Year | \$ 35.00 |
| Prior Expenditures Recovered | \$ 0.00 |
| TOTAL RECEIPTS | \$ 771,379.10 |
| TOTAL RECEIPTS AND BALANCE | \$ 1,003,232.42 |
| Warrants Paid of Year in Caption | \$ 697,200.74 |
| Interest Paid Thereon | \$ 0.00 |
| Bank Fees and Cash Charges | \$ 0.00 |
| TOTAL DISBURSEMENTS | \$ 697,200.74 |
| CASH BALANCE JUNE 30, 2015 | \$ 306,031.68 |
| Reserve for Warrants Outstanding | \$ 22,373.90 |
| Reserve for Interest on Warrants | \$ 0.00 |
| Reserves From Schedule 8 | \$ 33,624.72 |
| TOTAL LIABILITIES AND RESERVE | \$ 55,998.62 |
| DEFICIT: (Red Figure) | \$ 0.00 |
| CASH FUND BALANCE FORWARD TO SUCCEEDING YEAR | \$ 250,033.06 |

| Schedule 6, Child Nutrition Fund Warrant Account of Current and All Prior Years | |
|---|----------------------|
| CURRENT AND ALL PRIOR YEARS | 2014-15 |
| Warrants Outstanding 6-30 of Year in Caption | |
| Warrants Registered During Year | \$ 719,574.64 |
| TOTAL | \$ 719,574.64 |
| Warrants Paid During Year | \$ 697,200.74 |
| Warrants Converted to Bonds or Judgments | \$ 0.00 |
| Warrants Cancelled | \$ 0.00 |
| Warrants estopped by Statute | \$ 0.00 |
| TOTAL WARRANTS RETIRED | \$ 697,200.74 |
| BALANCE WARRANTS OUTSTANDING JUNE 30, 2015 | \$ 22,373.90 |

CHILD NUTRITION FUND ACCOUNTS COVERING THE PERIOD JULY 1, 2014 TO JUNE 30, 2015
ESTIMATE OF NEEDS FOR 2015-2016

EXHIBIT "D"

Page 28

| Schedule 2, Revenue and Requirements - 2014-2015 | | |
|--|---------------|------------------------|
| | Detail | Total |
| REVENUE: | | |
| Cash Balance June 30, 2014 | \$ 231,853.32 | |
| Cash Fund Balance Transferred From Prior Years | \$ 35.00 | |
| Miscellaneous Revenue Apportioned | \$ 771,344.10 | |
| TOTAL REVENUE | | \$ 1,003,232.42 |
| REQUIREMENTS: | | |
| Claims Paid by Warrants Issued & Transfer Fees Apportioned | \$ 719,574.64 | |
| Reserves From Schedule 8 | \$ 33,624.72 | |
| Interest Paid on Warrants | \$ 0.00 | |
| Bank Fees and Cash Charges | \$ 0.00 | |
| Reserve for Interest on Warrants | \$ 0.00 | |
| TOTAL REQUIREMENTS | | \$ 753,199.36 |
| ADD: Cash Fund Balance as Per Balance Sheet 6-30-2015 | | \$ 250,033.06 |
| TOTAL REQUIREMENTS AND CASH FUND BALANCE | | \$ 1,003,232.42 |

| Schedule 5, (Continued) | | | | | | |
|-------------------------|---------|---------|---------|---------|---------|-----------------|
| 2013-14 | 2012-13 | 2011-12 | 2010-11 | 2009-10 | 2008-09 | TOTAL |
| \$ 252,791.51 | \$ 0.00 | \$ 0.00 | \$ 0.00 | \$ 0.00 | \$ 0.00 | \$ 252,791.51 |
| \$ 231,853.32 | \$ 0.00 | \$ 0.00 | \$ 0.00 | \$ 0.00 | \$ 0.00 | \$ 231,853.32 |
| \$ 0.00 | \$ 0.00 | \$ 0.00 | \$ 0.00 | \$ 0.00 | \$ 0.00 | \$ 231,853.32 |
| \$ 20,938.19 | \$ 0.00 | \$ 0.00 | \$ 0.00 | \$ 0.00 | \$ 0.00 | \$ 252,791.51 |
| \$ 0.00 | \$ 0.00 | \$ 0.00 | \$ 0.00 | \$ 0.00 | \$ 0.00 | \$ 771,344.10 |
| \$ 0.00 | \$ 0.00 | \$ 0.00 | \$ 0.00 | \$ 0.00 | \$ 0.00 | \$ 35.00 |
| \$ 0.00 | \$ 0.00 | \$ 0.00 | \$ 0.00 | \$ 0.00 | \$ 0.00 | \$ 0.00 |
| \$ 0.00 | \$ 0.00 | \$ 0.00 | \$ 0.00 | \$ 0.00 | \$ 0.00 | \$ 771,379.10 |
| \$ 20,938.19 | \$ 0.00 | \$ 0.00 | \$ 0.00 | \$ 0.00 | \$ 0.00 | \$ 1,024,170.61 |
| \$ 20,903.19 | \$ 0.00 | \$ 0.00 | \$ 0.00 | \$ 0.00 | \$ 0.00 | \$ 718,103.93 |
| \$ 0.00 | \$ 0.00 | \$ 0.00 | \$ 0.00 | \$ 0.00 | \$ 0.00 | \$ 0.00 |
| \$ 0.00 | \$ 0.00 | \$ 0.00 | \$ 0.00 | \$ 0.00 | \$ 0.00 | \$ 0.00 |
| \$ 20,903.19 | \$ 0.00 | \$ 0.00 | \$ 0.00 | \$ 0.00 | \$ 0.00 | \$ 718,103.93 |
| \$ 35.00 | \$ 0.00 | \$ 0.00 | \$ 0.00 | \$ 0.00 | \$ 0.00 | \$ 306,066.68 |
| \$ 0.00 | \$ 0.00 | \$ 0.00 | \$ 0.00 | \$ 0.00 | \$ 0.00 | \$ 22,373.90 |
| \$ 0.00 | \$ 0.00 | \$ 0.00 | \$ 0.00 | \$ 0.00 | \$ 0.00 | \$ 0.00 |
| \$ 0.00 | \$ 0.00 | \$ 0.00 | \$ 0.00 | \$ 0.00 | \$ 0.00 | \$ 33,624.72 |
| \$ 0.00 | \$ 0.00 | \$ 0.00 | \$ 0.00 | \$ 0.00 | \$ 0.00 | \$ 55,998.62 |
| \$ 0.00 | \$ 0.00 | \$ 0.00 | \$ 0.00 | \$ 0.00 | \$ 0.00 | \$ 0.00 |
| \$ 35.00 | \$ 0.00 | \$ 0.00 | \$ 0.00 | \$ 0.00 | \$ 0.00 | \$ 250,068.06 |

| Schedule 6, (Continued) | | | | | | |
|-------------------------|---------|---------|---------|---------|---------|---------------|
| 2013-14 | 2012-13 | 2011-12 | 2010-11 | 2009-10 | 2008-09 | TOTAL |
| \$ 20,664.75 | \$ 0.00 | \$ 0.00 | \$ 0.00 | \$ 0.00 | \$ 0.00 | \$ 20,664.75 |
| \$ 238.44 | \$ 0.00 | \$ 0.00 | \$ 0.00 | \$ 0.00 | \$ 0.00 | \$ 719,813.08 |
| \$ 20,903.19 | \$ 0.00 | \$ 0.00 | \$ 0.00 | \$ 0.00 | \$ 0.00 | \$ 740,477.83 |
| \$ 20,903.19 | \$ 0.00 | \$ 0.00 | \$ 0.00 | \$ 0.00 | \$ 0.00 | \$ 718,103.93 |
| \$ 0.00 | \$ 0.00 | \$ 0.00 | \$ 0.00 | \$ 0.00 | \$ 0.00 | \$ 0.00 |
| \$ 0.00 | \$ 0.00 | \$ 0.00 | \$ 0.00 | \$ 0.00 | \$ 0.00 | \$ 0.00 |
| \$ 0.00 | \$ 0.00 | \$ 0.00 | \$ 0.00 | \$ 0.00 | \$ 0.00 | \$ 0.00 |
| \$ 20,903.19 | \$ 0.00 | \$ 0.00 | \$ 0.00 | \$ 0.00 | \$ 0.00 | \$ 718,103.93 |
| \$ 0.00 | \$ 0.00 | \$ 0.00 | \$ 0.00 | \$ 0.00 | \$ 0.00 | \$ 22,373.90 |

CHILD NUTRITION FUND ACCOUNTS COVERING THE PERIOD JULY 1, 2014 TO JUNE 30, 2015
ESTIMATE OF NEEDS FOR 2015-2016

EXHIBIT "D"

Page 29

| Schedule 4, Miscellaneous Revenue | | |
|--|---------------------|-----------------------|
| SOURCE | 2014-15 ACCOUNT | |
| | AMOUNT ESTIMATED | ACTUALLY COLLECTED |
| 1000 DISTRICT SOURCES OF REVENUE: | | |
| 1200 Tuition & Fees | \$ 0.00 | \$ 0.00 |
| 1300 Earnings on Investments and Bond Sales | \$ 0.00 | \$ 0.00 |
| 1400 Rental, Disposals and Commissions | \$ 384.01 | \$ 391.92 |
| 1500 Reimbursements | \$ 0.00 | \$ 32.00 |
| 1600 Other Local Sources of Revenue | \$ 0.00 | \$ 0.00 |
| 1710 Students' Lunches | \$ 154,913.37 | \$ 247,074.12 |
| 1720 Students' Breakfasts | \$ 107,158.10 | \$ 34,450.99 |
| 1730 Adult Lunches/Breakfasts | \$ 8,412.77 | \$ 12,796.19 |
| 1740 Extra Food/A La Carte/Extra Milk | \$ 0.00 | \$ 0.00 |
| 1750 Special Milk Program | \$ 0.00 | \$ 0.00 |
| 1760 Contract Lunches, Breakfasts, Milk and Supplements | \$ 0.00 | \$ 0.00 |
| 1790 Other District Revenue (Child Nutrition Programs) | \$ 0.00 | \$ 0.00 |
| 1700 Total Child Nutrition Programs | \$ 270,484.24 | \$ 294,321.30 |
| 1800 Athletics | \$ 0.00 | \$ 0.00 |
| TOTAL | \$ 270,868.25 | \$ 294,745.22 |
| 2000 INTERMEDIATE SOURCES OF REVENUE: | | |
| 2000 Intermediate Sources of Revenue | \$ 0.00 | \$ 0.00 |
| TOTAL | \$ 0.00 | \$ 0.00 |
| 3000 STATE SOURCES OF REVENUE: | | |
| 3100 Total Dedicated Revenue | \$ 0.00 | \$ 0.00 |
| 3200 Total State Aid - General Operations - Non-Categorical | \$ 0.00 | \$ 0.00 |
| 3300 State Aid - Competitive Grants - Categorical | \$ 0.00 | \$ 0.00 |
| 3400 State - Categorical | \$ 0.00 | \$ 0.00 |
| 3500 Special Programs | \$ 0.00 | \$ 0.00 |
| 3600 Other State Sources of Revenue | \$ 0.00 | \$ 0.00 |
| 3710 State Reimbursement | \$ 0.00 | \$ 0.00 |
| 3720 State Matching | \$ 10,120.59 | \$ 11,110.50 |
| 3700 Total Child Nutrition Program | \$ 10,120.59 | \$ 11,110.50 |
| 3800 State Vocational Programs - Multi-Source | \$ 0.00 | \$ 0.00 |
| TOTAL | \$ 10,120.59 | \$ 11,110.50 |
| 4000 FEDERAL SOURCES OF REVENUE: | | |
| 4100 Grants-In-Aid Direct From The Federal Government | \$ 0.00 | \$ 0.00 |
| 4200 Disadvantaged Students | \$ 0.00 | \$ 0.00 |
| 4300 Individuals With Disabilities | \$ 0.00 | \$ 0.00 |
| 4400 No Child Left Behind | \$ 0.00 | \$ 0.00 |
| 4500 Grants-In-Aid Passed Through Other State/Intermediate Sources | \$ 0.00 | \$ 0.00 |
| 4600 Other Federal Sources Passed Through State Dept Of Education | \$ 0.00 | \$ 0.00 |
| 4710 Lunches | \$ 303,681.70 | \$ 380,241.48 |
| 4720 Breakfasts | \$ 73,476.14 | \$ 85,246.90 |
| 4730 Special Milk | \$ 0.00 | \$ 0.00 |
| 4740 Summer Food Service Program | \$ 0.00 | \$ 0.00 |
| 4750 Child and Adult Food Program | \$ 0.00 | \$ 0.00 |
| 4700 Total Child Nutrition Programs | \$ 377,157.84 | \$ 465,488.38 |
| 4800 Federal Vocational Education | \$ 0.00 | \$ 0.00 |
| TOTAL | \$ 377,157.84 | \$ 465,488.38 |
| 5000 NON-REVENUE RECEIPTS: | | |
| 5100 Return of Assets | \$ 0.00 | \$ 0.00 |
| TOTAL | \$ 0.00 | \$ 0.00 |
| GRAND TOTAL | \$ 658,146.68 | \$ 771,344.10 |

CHILD NUTRITION FUND ACCOUNTS COVERING THE PERIOD JULY 1, 2014 TO JUNE 30, 2015
ESTIMATE OF NEEDS FOR 2015-2016

EXHIBIT "D"

Page 30

| 2014-15 ACCOUNT | BASIS AND | 2015-16 ACCOUNT | | |
|-----------------|------------------|-----------------|-----------------|---------------|
| OVER | LIMIT OF ENSUING | CHARGEABLE | ESTIMATED BY | APPROVED BY |
| (UNDER) | ESTIMATE | INCOME | GOVERNING BOARD | EXCISE BOARD |
| \$ 0.00 | 0.00% | \$ 0.00 | \$ 0.00 | \$ 0.00 |
| \$ 0.00 | 0.00% | \$ 0.00 | \$ 0.00 | \$ 0.00 |
| \$ 7.91 | 0.00% | \$ 0.00 | \$ 0.00 | \$ 0.00 |
| \$ 32.00 | 0.00% | \$ 0.00 | \$ 0.00 | \$ 0.00 |
| \$ 0.00 | 0.00% | \$ 0.00 | \$ 0.00 | \$ 0.00 |
| \$ 92,160.75 | 96.05% | \$ 0.00 | \$ 237,313.17 | \$ 237,313.17 |
| \$ (72,707.11) | 95.00% | \$ 0.00 | \$ 32,728.44 | \$ 32,728.44 |
| \$ 4,383.42 | 95.00% | \$ 0.00 | \$ 12,156.38 | \$ 12,156.38 |
| \$ 0.00 | 0.00% | \$ 0.00 | \$ 0.00 | \$ 0.00 |
| \$ 0.00 | 0.00% | \$ 0.00 | \$ 0.00 | \$ 0.00 |
| \$ 0.00 | 0.00% | \$ 0.00 | \$ 0.00 | \$ 0.00 |
| \$ 0.00 | 0.00% | \$ 0.00 | \$ 0.00 | \$ 0.00 |
| \$ 23,837.06 | 95.88% | \$ 0.00 | \$ 282,197.99 | \$ 282,197.99 |
| \$ 0.00 | 0.00% | \$ 0.00 | \$ 0.00 | \$ 0.00 |
| \$ 23,876.97 | 95.74% | \$ 0.00 | \$ 282,197.99 | \$ 282,197.99 |
| \$ 0.00 | 0.00% | \$ 0.00 | \$ 0.00 | \$ 0.00 |
| \$ 0.00 | 0.00% | \$ 0.00 | \$ 0.00 | \$ 0.00 |
| \$ 0.00 | 0.00% | \$ 0.00 | \$ 0.00 | \$ 0.00 |
| \$ 0.00 | 0.00% | \$ 0.00 | \$ 0.00 | \$ 0.00 |
| \$ 0.00 | 0.00% | \$ 0.00 | \$ 0.00 | \$ 0.00 |
| \$ 0.00 | 0.00% | \$ 0.00 | \$ 0.00 | \$ 0.00 |
| \$ 0.00 | 0.00% | \$ 0.00 | \$ 0.00 | \$ 0.00 |
| \$ 0.00 | 0.00% | \$ 0.00 | \$ 0.00 | \$ 0.00 |
| \$ 989.91 | 95.00% | \$ 0.00 | \$ 10,554.98 | \$ 10,554.98 |
| \$ 989.91 | | \$ 0.00 | \$ 10,554.98 | \$ 10,554.98 |
| \$ 0.00 | 0.00% | \$ 0.00 | \$ 0.00 | \$ 0.00 |
| \$ 989.91 | | \$ 0.00 | \$ 10,554.98 | \$ 10,554.98 |
| \$ 0.00 | 0.00% | \$ 0.00 | \$ 0.00 | \$ 0.00 |
| \$ 0.00 | 0.00% | \$ 0.00 | \$ 0.00 | \$ 0.00 |
| \$ 0.00 | 0.00% | \$ 0.00 | \$ 0.00 | \$ 0.00 |
| \$ 0.00 | 0.00% | \$ 0.00 | \$ 0.00 | \$ 0.00 |
| \$ 0.00 | 0.00% | \$ 0.00 | \$ 0.00 | \$ 0.00 |
| \$ 0.00 | 0.00% | \$ 0.00 | \$ 0.00 | \$ 0.00 |
| \$ 76,559.78 | 95.00% | \$ 0.00 | \$ 361,229.41 | \$ 361,229.41 |
| \$ 11,770.76 | 95.00% | \$ 0.00 | \$ 80,984.56 | \$ 80,984.56 |
| \$ 0.00 | 0.00% | \$ 0.00 | \$ 0.00 | \$ 0.00 |
| \$ 0.00 | 0.00% | \$ 0.00 | \$ 0.00 | \$ 0.00 |
| \$ 0.00 | 0.00% | \$ 0.00 | \$ 0.00 | \$ 0.00 |
| \$ 88,330.54 | | \$ 0.00 | \$ 442,213.97 | \$ 442,213.97 |
| \$ 0.00 | 0.00% | \$ 0.00 | \$ 0.00 | \$ 0.00 |
| \$ 88,330.54 | | \$ 0.00 | \$ 442,213.97 | \$ 442,213.97 |
| \$ 0.00 | 0.00% | \$ 0.00 | \$ 0.00 | \$ 0.00 |
| \$ 0.00 | | \$ 0.00 | \$ 0.00 | \$ 0.00 |
| \$ 113,197.42 | | \$ 0.00 | \$ 734,966.94 | \$ 734,966.94 |

CHILD NUTRITION FUND ACCOUNTS COVERING THE PERIOD JULY 1, 2014 TO JUNE 30, 2015
ESTIMATE OF NEEDS FOR 2015-2016

EXHIBIT "D"

Page 31

| Schedule 8, Report of Prior Year Expenditures | | | | |
|---|----------------------------------|-----------------------------|-------------------------------------|----------------------------|
| APPROPRIATED ACCOUNTS | FISCAL YEAR ENDING JUNE 30, 2014 | | | APPROPRIATIONS ORIGINAL |
| | RESERVES 06-30-2014 | WARRANTS SINCE ISSUED | BALANCE LAPSED APPROPRIATIONS | |
| 1000 INSTRUCTION | \$ 0.00 | \$ 0.00 | \$ 0.00 | \$ 0.00 |
| 2000 SUPPORT SERVICES: | | | | |
| 2000 Support Services | \$ 0.00 | \$ 0.00 | \$ 0.00 | \$ 0.00 |
| TOTAL | \$ 0.00 | \$ 0.00 | \$ 0.00 | \$ 0.00 |
| 3000 OPERATION OF NON-INSTRUCTION SERVICES: | | | | |
| 3110 Supervision of Child Nutrition Programs Operations | \$ 0.00 | \$ 0.00 | \$ 0.00 | \$ 0.00 |
| 3120 Food Preparation & Dispensing Services | \$ 0.00 | \$ 0.00 | \$ 0.00 | \$ 753,000.00 |
| 3130 Food and Supplies Delivery Services | \$ 0.00 | \$ 0.00 | \$ 0.00 | \$ 0.00 |
| 3140 Other Direct/Related Child Nutrition Programs Services | \$ 0.00 | \$ 0.00 | \$ 0.00 | \$ 0.00 |
| 3150 Food Procurement Services | \$ 0.00 | \$ 0.00 | \$ 0.00 | \$ 0.00 |
| 3160 Non-Reimbursable Services | \$ 0.00 | \$ 0.00 | \$ 0.00 | \$ 0.00 |
| 3180 Nutrition Education & Staff Development | \$ 0.00 | \$ 0.00 | \$ 0.00 | \$ 0.00 |
| 3190 Other Child Nutrition Programs Operations | \$ 0.00 | \$ 0.00 | \$ 0.00 | \$ 0.00 |
| 3100 Total Child Nutrition Programs Operations | \$ 0.00 | \$ 0.00 | \$ 0.00 | \$ 753,000.00 |
| 3200 Other Enterprise Service Operations | \$ 0.00 | \$ 0.00 | \$ 0.00 | \$ 0.00 |
| 3300 Community Services Operations | \$ 0.00 | \$ 0.00 | \$ 0.00 | \$ 0.00 |
| TOTAL | \$ 0.00 | \$ 0.00 | \$ 0.00 | \$ 753,000.00 |
| 4000 FACILITIES ACQUISITION & CONSTRUCTION SERV: | | | | |
| 4100 Supv. of Facilities Acquisition and Construction | \$ 0.00 | \$ 0.00 | \$ 0.00 | \$ 0.00 |
| 4200 Site Acquisition Services | \$ 0.00 | \$ 0.00 | \$ 0.00 | \$ 0.00 |
| 4300 Site Improvement Services | \$ 0.00 | \$ 0.00 | \$ 0.00 | \$ 0.00 |
| 4400 Architecture and Engineering Services | \$ 0.00 | \$ 0.00 | \$ 0.00 | \$ 0.00 |
| 4500 Educational Specifications Development Services | \$ 0.00 | \$ 0.00 | \$ 0.00 | \$ 0.00 |
| 4600 Building Acquisition and Construction Services | \$ 0.00 | \$ 0.00 | \$ 0.00 | \$ 0.00 |
| 4700 Building Improvement Services | \$ 0.00 | \$ 0.00 | \$ 0.00 | \$ 0.00 |
| 4900 Other Facilities Acquisition and Const. Services | \$ 0.00 | \$ 0.00 | \$ 0.00 | \$ 0.00 |
| TOTAL | \$ 0.00 | \$ 0.00 | \$ 0.00 | \$ 0.00 |
| 5000 OTHER OUTLAYS: | | | | |
| 5100 Debt Service | \$ 0.00 | \$ 0.00 | \$ 0.00 | \$ 0.00 |
| 5200 Reimbursement(Child Nutrition Fund) | \$ 0.00 | \$ 0.00 | \$ 0.00 | \$ 500.00 |
| 5300 Clearing Account | \$ 0.00 | \$ 0.00 | \$ 0.00 | \$ 0.00 |
| 5400 Indirect Cost Entitlement | \$ 0.00 | \$ 0.00 | \$ 0.00 | \$ 0.00 |
| 5500 Private Nonprofit Schools | \$ 0.00 | \$ 0.00 | \$ 0.00 | \$ 0.00 |
| 5600 Correcting Entry | \$ 0.00 | \$ 0.00 | \$ 0.00 | \$ 0.00 |
| TOTAL | \$ 0.00 | \$ 0.00 | \$ 0.00 | \$ 500.00 |
| 7000 OTHER USES | \$ 273.44 | \$ 238.44 | \$ 35.00 | \$ 136,500.00 |
| 8000 REPAYMENTS | \$ 0.00 | \$ 0.00 | \$ 0.00 | \$ 0.00 |
| TOTAL CHILD NUTRITION FUND | \$ 273.44 | \$ 238.44 | \$ 35.00 | \$ 890,000.00 |
| Bank Fees and Cash Charges | \$ 0.00 | \$ 0.00 | \$ 0.00 | \$ 0.00 |
| Provision for Interest on Warrants | \$ 0.00 | \$ 0.00 | \$ 0.00 | \$ 0.00 |
| GRAND TOTAL | \$ 273.44 | \$ 238.44 | \$ 35.00 | \$ 890,000.00 |

| ESTIMATE OF NEEDS FOR THE FISCAL YEAR 2015-2016 | |
|---|--|
| PURPOSE: | |
| Current Expense | |
| Interest | |
| Pro rata share of County Assessor's Budget by County Excise Board | |
| GRAND TOTAL - Home School | |

S.A. & I. Form 2661R06 Entity: Hilldale Public Schools I-029, Muskogee

24-Aug-2015

EXHIBIT "D"

[illegible]

| | Estimate of Needs by Governing Board | Approved by County Excise Board |
|--|--|---------------------------------------|
| | \$ 985,000.00 | \$ 985,000.00 |
| | \$ 0.00 | \$ 0.00 |
| | \$ 0.00 | \$ 0.00 |
| | \$ 985,000.00 | \$ 985,000.00 |

24-Aug-2015

See Accountant's Compilation Report

EXHIBIT "D"

| INVESTED IN | Investments On Hand June 30, 2014 | Since Purchased | Liquidations | | Barred by Court Order | Investments On Hand June 30, 2015 |
|---------------------|--|----------------------------|----------------------------------|------------------------------|--------------------------------------|--|
| | | | By Collection Of Cost | Amortized Premium | | |
| CD's | \$100,404.22 | \$100,796.14 | \$100,404.22 | \$0.00 | \$0.00 | \$100,796.14 |
| | | | | | | 0.00 |
| | | | | | | 0.00 |
| | | | | | | 0.00 |
| | | | | | | 0.00 |
| | | | | | | 0.00 |
| | | | | | | 0.00 |
| | | | | | | 0.00 |
| | | | | | | 0.00 |
| | | | | | | 0.00 |
| TOTAL INVEST | \$100,404.22 | \$100,796.14 | \$100,404.22 | \$0.00 | \$0.00 | \$100,796.14 |

SINKING FUND ACCOUNTS COVERING THE PERIOD JULY 1, 2014 TO JUNE 30, 2015
ESTIMATE OF NEEDS FOR 2015-2016

Page 34-A

EXHIBIT "E"

| Schedule 1, Detail of Bond and Coupon Indebtedness as of June 30, 2015 - Not Affecting Homesteads (New) | | | | | |
|---|-------------|------------------|--------|--------|-----------------|
| PURPOSE OF BOND ISSUE: | | | | | Building Bonds |
| Date Of Issue | | | | | 7/1/2013 |
| Date Of Sale By Delivery | | | | | 7/1/2013 |
| HOW AND WHEN BONDS MATURE: | | | | | |
| Uniform Maturities: | | | | | |
| Date Maturity Begins | | | | | 7/1/2015 |
| Amount Of Each Uniform Maturity | | | | | \$ 580,000.00 |
| Final Maturity Otherwise: | | | | | |
| Date of Final Maturity | | | | | 7/1/2015 |
| Amount of Final Maturity | | | | | \$ 580,000.00 |
| AMOUNT OF ORIGINAL ISSUE | | | | | \$ 580,000.00 |
| Cancelled, In Judgement Or Delayed For Final Levy Year | | | | | \$ 0.00 |
| Basis of Accruals Contemplated on Net Collections or Better in Anticipation: | | | | | |
| Bond Issues Accruing By Tax Levy | | | | | \$ 580,000.00 |
| Years To Run | | | | | 1 |
| Normal Annual Accrual | | | | | \$ 0.00 |
| Tax Years Run | | | | | 1 |
| Accrual Liability To Date | | | | | \$ 580,000.00 |
| Deductions From Total Accruals: | | | | | |
| Bonds Paid Prior To 6-30-2014 | | | | | \$ 0.00 |
| Bonds Paid During 2014-2015 | | | | | \$ 0.00 |
| Matured Bonds Unpaid | | | | | \$ 0.00 |
| Balance Of Accrual Liability | | | | | \$ 580,000.00 |
| TOTAL BONDS OUTSTANDING 6-30-2015: | | | | | |
| Matured | | | | | \$ 0.00 |
| Unmatured | | | | | \$ 580,000.00 |
| Coupon Computation: | Coupon Date | Unmatured Amount | % Int. | Months | Interest Amount |
| Bonds and Coupons | 7/1/2015 | \$ 580,000.00 | 0.700% | 0 Mo. | \$ 0.00 |
| Bonds and Coupons | | \$ 0.00 | 0.000% | 0 Mo. | \$ 0.00 |
| Bonds and Coupons | | | | Mo. | \$ 0.00 |
| Bonds and Coupons | | | | Mo. | \$ 0.00 |
| Bonds and Coupons | | | | Mo. | \$ 0.00 |
| Bonds and Coupons | | | | Mo. | \$ 0.00 |
| Bonds and Coupons | | | | Mo. | \$ 0.00 |
| Bonds and Coupons | | | | Mo. | \$ 0.00 |
| Bonds and Coupons | | | | Mo. | \$ 0.00 |
| Bonds and Coupons | | | | Mo. | \$ 0.00 |
| Requirement for Interest Earnings After Last Tax-Levy Year: | | | | | |
| Terminal Interest To Accrue | | | | | \$ 0.00 |
| Years To Run | | | | | 0 |
| Accrue Each Year | | | | | \$ 0.00 |
| Tax Years Run | | | | | 0 |
| Total Accrual To Date | | | | | \$ 0.00 |
| Current Interest Earned Through 2015-2016 | | | | | \$ 0.00 |
| Total Interest To Levy For 2015-2016 | | | | | \$ 0.00 |
| INTEREST COUPON ACCOUNT: | | | | | |
| Interest Earned But Unpaid 6-30-2014: | | | | | |
| Matured | | | | | \$ 0.00 |
| Unmatured | | | | | \$ 0.00 |
| Interest Earnings 2014-2015 | | | | | \$ 8,120.00 |
| Coupons Paid Through 2014-2015 | | | | | \$ 0.00 |
| Interest Earned But Unpaid 6-30-2015: | | | | | |
| Matured | | | | | \$ 0.00 |
| Unmatured | | | | | \$ 8,120.00 |

SINKING FUND ACCOUNTS COVERING THE PERIOD JULY 1, 2014 TO JUNE 30, 2015
ESTIMATE OF NEEDS FOR 2015-2016

EXHIBIT "E"

Page 34-B

| Schedule 1, Detail of Bond and Coupon Indebtedness as of June 30, 2015 - Not Affecting Homesteads (New) | | | | | | |
|---|-------------|------------------|--------|--------|-----------------|---------------------|
| PURPOSE OF BOND ISSUE: | | | | | | 2014 Building Bonds |
| Date Of Issue | | | | | | 7/1/2014 |
| Date Of Sale By Delivery | | | | | | 7/1/2014 |
| HOW AND WHEN BONDS MATURE: | | | | | | |
| Uniform Maturities: | | | | | | |
| Date Maturity Begins | | | | | | 7/1/2016 |
| Amount Of Each Uniform Maturity | | | | | | \$ 595,000.00 |
| Final Maturity Otherwise: | | | | | | |
| Date of Final Maturity | | | | | | 7/1/2016 |
| Amount of Final Maturity | | | | | | \$ 595,000.00 |
| AMOUNT OF ORIGINAL ISSUE | | | | | | \$ 595,000.00 |
| Cancelled, In Judgement Or Delayed For Final Levy Year | | | | | | \$ 0.00 |
| Basis of Accruals Contemplated on Net Collections or Better in Anticipation: | | | | | | |
| Bond Issues Accruing By Tax Levy | | | | | | \$ 595,000.00 |
| Years To Run | | | | | | 1 |
| Normal Annual Accrual | | | | | | \$ 595,000.00 |
| Tax Years Run | | | | | | 0 |
| Accrual Liability To Date | | | | | | \$ 0.00 |
| Deductions From Total Accruals: | | | | | | |
| Bonds Paid Prior To 6-30-2014 | | | | | | \$ 0.00 |
| Bonds Paid During 2014-2015 | | | | | | \$ 0.00 |
| Matured Bonds Unpaid | | | | | | \$ 0.00 |
| Balance Of Accrual Liability | | | | | | \$ 0.00 |
| TOTAL BONDS OUTSTANDING 6-30-2015: | | | | | | |
| Matured | | | | | | \$ 0.00 |
| Unmatured | | | | | | \$ 595,000.00 |
| Coupon Computation: | Coupon Date | Unmatured Amount | % Int. | Months | Interest Amount | |
| Bonds and Coupons | 7/1/2016 | \$ 595,000.00 | 1.000% | 24 Mo. | \$ 11,900.00 | |
| Bonds and Coupons | | \$ 0.00 | 0.000% | 0 Mo. | \$ 0.00 | |
| Bonds and Coupons | | | | Mo. | \$ 0.00 | |
| Bonds and Coupons | | | | Mo. | \$ 0.00 | |
| Bonds and Coupons | | | | Mo. | \$ 0.00 | |
| Bonds and Coupons | | | | Mo. | \$ 0.00 | |
| Bonds and Coupons | | | | Mo. | \$ 0.00 | |
| Bonds and Coupons | | | | Mo. | \$ 0.00 | |
| Bonds and Coupons | | | | Mo. | \$ 0.00 | |
| Bonds and Coupons | | | | Mo. | \$ 0.00 | |
| Requirement for Interest Earnings After Last Tax-Levy Year: | | | | | | |
| Terminal Interest To Accrue | | | | | | \$ 0.00 |
| Years To Run | | | | | | 0 |
| Accrue Each Year | | | | | | \$ 0.00 |
| Tax Years Run | | | | | | 0 |
| Total Accrual To Date | | | | | | \$ 0.00 |
| Current Interest Earned Through 2015-2016 | | | | | | \$ 11,900.00 |
| Total Interest To Levy For 2015-2016 | | | | | | \$ 11,900.00 |
| INTEREST COUPON ACCOUNT: | | | | | | |
| Interest Earned But Unpaid 6-30-2014: | | | | | | |
| Matured | | | | | | \$ 0.00 |
| Unmatured | | | | | | \$ 0.00 |
| Interest Earnings 2014-2015 | | | | | | \$ 0.00 |
| Coupons Paid Through 2014-2015 | | | | | | \$ 0.00 |
| Interest Earned But Unpaid 6-30-2015: | | | | | | |
| Matured | | | | | | \$ 0.00 |
| Unmatured | | | | | | \$ 0.00 |

SINKING FUND ACCOUNTS COVERING THE PERIOD JULY 1, 2014 TO JUNE 30, 2015
ESTIMATE OF NEEDS FOR 2015-2016

EXHIBIT "E"

Page 35

| Schedule I, Detail of Bond and Coupon Indebtedness as of June 30, 2015 - Not Affecting Homesteads (New) | |
|---|-----------------|
| PURPOSE OF BOND ISSUE: | Total All Bonds |
| HOW AND WHEN BONDS MATURE: | |
| Uniform Maturities: | |
| Amount Of Each Uniform Maturity | \$ 1,175,000.00 |
| Final Maturity Otherwise: | |
| Amount of Final Maturity | \$ 1,175,000.00 |
| AMOUNT OF ORIGINAL ISSUE | \$ 1,175,000.00 |
| Cancelled, In Judgement Or Delayed For Final Levy Year | \$ 0.00 |
| Basis of Accruals Contemplated on Net Collections or Better in Anticipation: | |
| Bond Issues Accruing By Tax Levy | \$ 1,175,000.00 |
| Normal Annual Accrual | \$ 595,000.00 |
| Accrual Liability To Date | \$ 580,000.00 |
| Deductions From Total Accruals: | |
| Bonds Paid Prior To 6-30-2014 | \$ 0.00 |
| Bonds Paid During 2014-2015 | \$ 0.00 |
| Matured Bonds Unpaid | \$ 0.00 |
| Balance Of Accrual Liability | \$ 580,000.00 |
| TOTAL BONDS OUTSTANDING 6-30-2015: | |
| Matured | \$ 0.00 |
| Unmatured | \$ 1,175,000.00 |
| Requirement for Interest Earnings After Last Tax-Levy Year: | |
| Terminal Interest To Accrue | \$ 0.00 |
| Accrue Each Year | \$ 0.00 |
| Total Accrual To Date | \$ 0.00 |
| Current Interest Earned Through 2015-2016 | \$ 11,900.00 |
| Total Interest To Levy For 2015-2016 | \$ 11,900.00 |
| INTEREST COUPON ACCOUNT: | |
| Interest Earned But Unpaid 6-30-2014: | |
| Matured | \$ 0.00 |
| Unmatured | \$ 0.00 |
| Interest Earnings 2014-2015 | \$ 8,120.00 |
| Coupons Paid Through 2014-2015 | \$ 0.00 |
| Interest Earned But Unpaid 6-30-2015: | |
| Matured | \$ 0.00 |
| Unmatured | \$ 8,120.00 |

SINKING FUND ACCOUNTS COVERING THE PERIOD JULY 1, 2014 TO JUNE 30, 2015
ESTIMATE OF NEEDS FOR 2015-2016

EXHIBIT "E"

Page 38

| Schedule 4, Sinking Fund Cash Statement | | |
|---|---------------|---------------------|
| Revenue Receipts and Disbursements | SINKING FUND | |
| | Detail | Extension |
| Cash on Hand June 30, 2014 | | \$ 116.64 |
| Investments Since Liquidated | \$ 0.00 | |
| COLLECTED AND APPORTIONED: | | |
| Contributions From Other Districts | \$ 0.00 | |
| 2013 and Prior Ad Valorem Tax | \$ 626.32 | |
| 2014 Ad Valorem Tax | \$ 582,029.28 | |
| Miscellaneous Receipts | \$ 3,897.25 | |
| TOTAL RECEIPTS | | \$ 586,552.85 |
| TOTAL RECEIPTS AND BALANCE | | \$ 586,669.49 |
| DISBURSEMENTS: | | |
| Coupons Paid | \$ 0.00 | |
| Interest Paid on Past-Due Coupons | \$ 0.00 | |
| Bonds Paid | \$ 0.00 | |
| Interest Paid on Past-Due Bonds | \$ 0.00 | |
| Commission Paid to Fiscal Agency | \$ 0.00 | |
| Judgments Paid | \$ 0.00 | |
| Interest Paid on Such Judgments | \$ 0.00 | |
| Investments Purchased | \$ 0.00 | |
| Judgments Paid Under 62 O.S. 1981, Sect 435 | \$ 0.00 | |
| TOTAL DISBURSEMENTS | | \$0.00 |
| CASH BALANCE ON HAND JUNE 30, 2015 | | \$586,669.49 |

| Schedule 5, Sinking Fund Balance Sheet | | |
|--|---------------|----------------------|
| | SINKING FUND | |
| | Detail | Extension |
| Cash Balance on Hand June 30, 2015 | | \$ 586,669.49 |
| Legal Investments Properly Maturing | \$ 0.00 | |
| Judgments Paid to Recover by Tax Levy | \$ 0.00 | |
| TOTAL LIQUID ASSETS | | \$ 586,669.49 |
| DEDUCT MATURED INDEBTEDNESS: | | |
| a. Past-Due Coupons | \$ 0.00 | |
| b. Interest Accrued Thereon | \$ 0.00 | |
| c. Past-Due Bonds | \$ 0.00 | |
| d. Interest Thereon After Last Coupon | \$ 0.00 | |
| e. Fiscal Agent Commission On Above | \$ 0.00 | |
| f. Judgements and Interest Levied for But Unpaid | \$ 0.00 | |
| TOTAL Items a. Through f. (To Extension Column) | | \$ 0.00 |
| BALANCE OF ASSETS SUBJECT TO ACCRUALS | | \$ 586,669.49 |
| DEDUCT ACCRUAL RESERVES IF ASSETS SUFFICIENT: | | |
| g. Earned Unmatured Interest | \$ 8,120.00 | |
| h. Accrual on Final Coupons | \$ 0.00 | |
| i. Accrued on Unmatured Bonds | \$ 580,000.00 | |
| TOTAL Items g. Through i. (To Extension Column) | | \$ 588,120.00 |
| EXCESS OF ASSETS OVER ACCRUAL RESERVES | | \$ (1,450.51) |

SINKING FUND ACCOUNTS COVERING THE PERIOD JULY 1, 2014 TO JUNE 30, 2015
ESTIMATE OF NEEDS FOR 2015-2016

EXHIBIT "E"

Page 39

| Schedule 6, Estimate of Sinking Fund Needs | | |
|--|--------------------------------|-----------------------------|
| | SINKING FUND | |
| | Computed By Governing Board | Provided By Excise Board |
| Interest Earnings on Bonds | \$ 11,900.00 | \$ 11,900.00 |
| Accrual on Unmatured Bonds | \$ 595,000.00 | \$ 595,000.00 |
| Annual Accrual on "Prepaid" Judgments | \$ 0.00 | \$ 0.00 |
| Annual Accrual on Unpaid Judgments | \$ 0.00 | \$ 0.00 |
| Interest on Unpaid Judgments | \$ 0.00 | \$ 0.00 |
| PARTICIPATING CONTRIBUTIONS (Annexations): | \$ 0.00 | \$ 0.00 |
| For Credit to School Dist. No. | \$ 0.00 | \$ 0.00 |
| For Credit to School Dist. No. | \$ 0.00 | \$ 0.00 |
| For Credit to School Dist. No. | \$ 0.00 | \$ 0.00 |
| For Credit to School Dist. No. | \$ 0.00 | \$ 0.00 |
| Annual Accrual From Exhibit KK | \$ 1,450.51 | \$ 1,450.51 |
| TOTAL SINKING FUND PROVISION | \$ 608,350.51 | \$ 608,350.51 |

| Schedule 7, 2014 Ad Valorem Tax Account - Sinking Funds | | | |
|--|---------------|--------------|---------------|
| Gross Value \$ | 0.00 | | |
| Net Value \$ | 47,222,813.00 | 13.070 Mills | Amount |
| Total Proceeds of Levy as Certified | | | \$ 617,403.53 |
| Additions: | | | \$ 0.00 |
| Deductions: | | | \$ 0.00 |
| Gross Balance Tax | | | \$ 617,403.53 |
| Less Reserve For Delinquent Tax | | | \$ 29,400.17 |
| Reserve for Protest Pending | | | \$ 0.00 |
| Balance Available Tax | | | \$ 588,003.36 |
| Deduct 2014 Tax Apportioned | | | \$ 582,029.28 |
| Net Balance 2014 Tax in Process of Collection or Excess Collections | | | \$ 5,974.08 |

| Schedule 8, Sinking Fund Contributions From Other Districts Due To Boundry Changes | | |
|--|----------------------|---|
| SCHOOL DISTRICT CONTRIBUTIONS | SINKING FUND | |
| | Actually Received | Provided For in Budget of Contributing School District |
| From School District No. | \$ 0.00 | \$ 0.00 |
| From School District No. | \$ 0.00 | \$ 0.00 |
| From School District No. | \$ 0.00 | \$ 0.00 |
| From School District No. | \$ 0.00 | \$ 0.00 |
| From School District No. | \$ 0.00 | \$ 0.00 |
| From School District No. | \$ 0.00 | \$ 0.00 |
| From School District No. | \$ 0.00 | \$ 0.00 |
| From School District No. | \$ 0.00 | \$ 0.00 |
| From School District No. | \$ 0.00 | \$ 0.00 |
| TOTALS | \$ 0.00 | \$ 0.00 |

EXHIBIT "E"

| Schedule 9, Sinking Fund Investments | | | | | | |
|---|--|----------------------------|----------------------------------|------------------------------|--------------------------------------|--|
| INVESTED IN | Investments On Hand June 30, 2014 | Since Purchased | Liquidations | | Barred by Court Order | Investments On Hand June 30, 2015 |
| | | | By Collection Of Cost | Amortized Premium | | |
| | \$ 0.00 | \$ 0.00 | \$ 0.00 | \$ 0.00 | \$ 0.00 | \$ 0.00 |
| | | | | | | \$ 0.00 |
| | | | | | | \$ 0.00 |
| | | | | | | \$ 0.00 |
| | | | | | | \$ 0.00 |
| | | | | | | \$ 0.00 |
| | | | | | | \$ 0.00 |
| | | | | | | \$ 0.00 |
| | | | | | | \$ 0.00 |
| | | | | | | \$ 0.00 |
| TOTAL INVEST | \$ 0.00 | \$ 0.00 | \$ 0.00 | \$ 0.00 | \$ 0.00 | \$ 0.00 |

SINKING FUND ACCOUNTS COVERING THE PERIOD JULY 1, 2014 TO JUNE 30, 2015
ESTIMATE OF NEEDS FOR 2015-2016

EXHIBIT "E"

Page 41

| Schedule 10, Miscellaneous Revenue | |
|---|--|
| SOURCE | 2014-15 ACCOUNT ACTUALLY COLLECTED |
| 1000 DISTRICT SOURCES OF REVENUE: | |
| 1200 Tuition & Fees | \$ 0.00 |
| 1310 Interest Earnings | \$ 0.00 |
| 1320 Dividends on Insurance Policies | \$ 0.00 |
| 1330 Premium on Bonds Sold | \$ 3,451.00 |
| 1340 Accrued Interest on Bond Sales | \$ 446.25 |
| 1350 Interest on Taxes | \$ 0.00 |
| 1360 Earnings From Oklahoma Commission on School Funds Management | \$ 0.00 |
| 1370 Proceeds From Sale of Original Bonds | \$ 0.00 |
| 1390 Other Earnings on Investments | \$ 0.00 |
| 1300 Earnings on Investments and Bond Sales | \$ 3,897.25 |
| 1410 Rental of School Facilities | \$ 0.00 |
| 1420 Rental of Property Other Than School Facilities | \$ 0.00 |
| 1430 Sales of Building and/or Real Estate | \$ 0.00 |
| 1440 Sales of Equipment, Services and Materials | \$ 0.00 |
| 1450 Bookstore Revenue | \$ 0.00 |
| 1460 Commissions | \$ 0.00 |
| 1470 Shop Revenue | \$ 0.00 |
| 1490 Other Rental, Disposals and Commissions | \$ 0.00 |
| 1400 Rental, Disposals and Commissions | \$ 0.00 |
| 1500 Reimbursements | \$ 0.00 |
| 1600 Other Local Sources of Revenue | \$ 0.00 |
| 1700 Child Nutrition Programs | \$ 0.00 |
| 1800 Athletics | \$ 0.00 |
| TOTAL | \$ 3,897.25 |
| 2000 INTERMEDIATE SOURCES OF REVENUE: | |
| 2100 County 4 Mill Ad Valorem Tax | \$ 0.00 |
| 2200 County Apportionment (Mortgage Tax) | \$ 0.00 |
| 2300 Resale of Property Fund Distribution | \$ 0.00 |
| 2900 Other Intermediate Sources of Revenue | \$ 0.00 |
| TOTAL | \$ 0.00 |
| 3000 STATE SOURCES OF REVENUE: | |
| 3100 Total Dedicated Revenue | \$ 0.00 |
| 3200 Total State Aid - General Operations - Non-Categorical | \$ 0.00 |
| 3300 State Aid - Competitive Grants - Categorical | \$ 0.00 |
| 3400 State - Categorical | \$ 0.00 |
| 3500 Special Programs | \$ 0.00 |
| 3600 Other State Sources of Revenue | \$ 0.00 |
| 3700 Child Nutrition Program | \$ 0.00 |
| 3800 State Vocational Programs - Multi-Source | \$ 0.00 |
| TOTAL | \$ 0.00 |
| 4000 FEDERAL SOURCES OF REVENUE: | |
| 4000 Federal Sources of Revenue | \$ 0.00 |
| TOTAL | \$ 0.00 |
| | |
| | |
| 5000 NON-REVENUE RECEIPTS: | |
| 5100 Return of Assets | \$ 0.00 |
| GRAND TOTAL | \$ 3,897.25 |

CAPITAL PROJECT FUND ACCOUNTS COVERING THE PERIOD JULY 1, 2014 TO JUNE 30, 2015
ESTIMATE OF NEEDS FOR 2015-2016

EXHIBIT "G"

Page 44

| Capital Project Fund Accounts: | 2013 Building Bond Fund 2014-2015 Amount | 2014 Building Bond Fund 2014-2015 Amount | Fund 2014-2015 Amount |
|---|---|---|-----------------------------|
| Schedule 1, Current Balance Sheet - June 30, 2015 | | | |
| CURRENT YEAR | | | |
| ASSETS: | | | |
| Cash Balance June 30, 2015 | \$ 147,647.98 | \$ 0.00 | \$ 0.00 |
| Investments | \$ 0.00 | \$ 0.00 | \$ 0.00 |
| TOTAL ASSETS | \$ 147,647.98 | \$ 0.00 | \$ 0.00 |
| LIABILITIES AND RESERVES: | | | |
| Warrants Outstanding | \$ 0.00 | \$ 0.00 | \$ 0.00 |
| Reserve for Interest on Warrants | \$ 0.00 | \$ 0.00 | \$ 0.00 |
| Reserves From Schedule 8 | \$ 2,441.04 | \$ 0.00 | \$ 0.00 |
| TOTAL LIABILITIES AND RESERVES | \$ 2,441.04 | \$ 0.00 | \$ 0.00 |
| CASH FUND BALANCE JUNE 30, 2015 | \$ 145,206.94 | \$ 0.00 | \$ 0.00 |
| TOTAL LIABILITIES, RESERVES AND CASH FUND BALANCE | \$ 147,647.98 | \$ 0.00 | \$ 0.00 |

| Schedule 5, Expenditures Capital Project Fund Accounts of Current Year | 2014-2015 Amount | 2014-2015 Amount | 2014-2015 Amount |
|--|---------------------|---------------------|---------------------|
| CURRENT YEAR | | | |
| Cash Balance Reported to Excise Board 6-30-2014 | \$ 196,334.30 | \$ 0.00 | \$ 0.00 |
| Cash Fund Balance Transferred Out | | | |
| Cash Fund Balance Transferred In | \$ 0.00 | \$ 0.00 | \$ 0.00 |
| Adjusted Cash Balance | \$ 196,334.30 | \$ 0.00 | \$ 0.00 |
| Miscellaneous Revenue (Schedule 4) | \$ 0.00 | \$ 595,000.00 | \$ 0.00 |
| Cash Fund Balance Forward From Preceding Year | \$ 0.00 | \$ 0.00 | \$ 0.00 |
| Prior Expenditures Recovered | \$ 0.00 | \$ 0.00 | \$ 0.00 |
| TOTAL RECEIPTS | \$ 0.00 | \$ 595,000.00 | \$ 0.00 |
| TOTAL RECEIPTS AND BALANCE | \$ 196,334.30 | \$ 595,000.00 | \$ 0.00 |
| Warrants Paid of Year in Caption | \$ 48,686.32 | \$ 595,000.00 | \$ 0.00 |
| Interest Paid Thereon | \$ 0.00 | \$ 0.00 | \$ 0.00 |
| TOTAL DISBURSEMENTS | \$ 48,686.32 | \$ 595,000.00 | \$ 0.00 |
| CASH BALANCE JUNE 30, 2015 | \$ 147,647.98 | \$ 0.00 | \$ 0.00 |
| Reserve for Warrants Outstanding | \$ 0.00 | \$ 0.00 | \$ 0.00 |
| Reserve for Interest on Warrants | \$ 0.00 | \$ 0.00 | \$ 0.00 |
| Reserves From Schedule 8 | \$ 2,441.04 | \$ 0.00 | \$ 0.00 |
| TOTAL LIABILITIES AND RESERVE | \$ 2,441.04 | \$ 0.00 | \$ 0.00 |
| DEFICIT: (Red Figure) | \$ 0.00 | \$ 0.00 | \$ 0.00 |
| CASH FUND BALANCE FORWARD TO SUCCEEDING YEAR | \$ 145,206.94 | \$ 0.00 | \$ 0.00 |

| Schedule 6, Capital Project Fund Warrant Account of Current Year | 2014-2015 Amount | 2014-2015 Amount | 2014-2015 Amount |
|--|---------------------|---------------------|---------------------|
| CURRENT AND ALL PRIOR YEARS | | | |
| Warrants Outstanding 6-30 of Year in Caption | \$ 0.00 | \$ 0.00 | \$ 0.00 |
| Warrants Registered During Year | \$ 48,686.32 | \$ 595,000.00 | \$ 0.00 |
| TOTAL | \$ 48,686.32 | \$ 595,000.00 | \$ 0.00 |
| Warrants Paid During Year | \$ 48,686.32 | \$ 595,000.00 | \$ 0.00 |
| Warrants Converted to Bonds or Judgments | \$ 0.00 | \$ 0.00 | \$ 0.00 |
| Warrants Cancelled | \$ 0.00 | \$ 0.00 | \$ 0.00 |
| Warrants estopped by Statute | \$ 0.00 | \$ 0.00 | \$ 0.00 |
| TOTAL WARRANTS RETIRED | \$ 48,686.32 | \$ 595,000.00 | \$ 0.00 |
| BALANCE WARRANTS OUTSTANDING JUNE 30, 2015 | \$ 0.00 | \$ 0.00 | \$ 0.00 |

S.A. & I. Form 2661R06 Entity: Hilldale Public Schools I-029, Muskogee

24-Aug-2015

CAPITAL PROJECT FUND ACCOUNTS COVERING THE PERIOD JULY 1, 2014 TO JUNE 30, 2015
ESTIMATE OF NEEDS FOR 2015-2016

EXHIBIT "G"

Page 45

| Fund 2014-2015 Amount | Fund 2014-2015 Amount | Fund 2014-2015 Amount | Fund 2014-2015 Amount | Fund 2014-2015 Amount | Fund 2014-2015 Amount | TOTAL |
|-----------------------------|-----------------------------|-----------------------------|-----------------------------|-----------------------------|-----------------------------|---------------|
| \$ 0.00 | \$ 0.00 | \$ 0.00 | \$ 0.00 | \$ 0.00 | \$ 0.00 | \$ 147,647.98 |
| \$ 0.00 | \$ 0.00 | \$ 0.00 | \$ 0.00 | \$ 0.00 | \$ 0.00 | \$ 0.00 |
| \$ 0.00 | \$ 0.00 | \$ 0.00 | \$ 0.00 | \$ 0.00 | \$ 0.00 | \$ 147,647.98 |
| \$ 0.00 | \$ 0.00 | \$ 0.00 | \$ 0.00 | \$ 0.00 | \$ 0.00 | \$ 0.00 |
| \$ 0.00 | \$ 0.00 | \$ 0.00 | \$ 0.00 | \$ 0.00 | \$ 0.00 | \$ 0.00 |
| \$ 0.00 | \$ 0.00 | \$ 0.00 | \$ 0.00 | \$ 0.00 | \$ 0.00 | \$ 2,441.04 |
| \$ 0.00 | \$ 0.00 | \$ 0.00 | \$ 0.00 | \$ 0.00 | \$ 0.00 | \$ 2,441.04 |
| \$ 0.00 | \$ 0.00 | \$ 0.00 | \$ 0.00 | \$ 0.00 | \$ 0.00 | \$ 145,206.94 |
| \$ 0.00 | \$ 0.00 | \$ 0.00 | \$ 0.00 | \$ 0.00 | \$ 0.00 | \$ 147,647.98 |

| 2014-2015 Amount | 2014-2015 Amount | 2014-2015 Amount | 2014-2015 Amount | 2014-2015 Amount | 2014-2015 Amount | TOTAL |
|---------------------|---------------------|---------------------|---------------------|---------------------|---------------------|---------------|
| \$ 0.00 | \$ 0.00 | \$ 0.00 | \$ 0.00 | \$ 0.00 | \$ 0.00 | \$ 196,334.30 |
| | | | | | | \$ 0.00 |
| \$ 0.00 | \$ 0.00 | \$ 0.00 | \$ 0.00 | \$ 0.00 | \$ 0.00 | \$ 0.00 |
| \$ 0.00 | \$ 0.00 | \$ 0.00 | \$ 0.00 | \$ 0.00 | \$ 0.00 | \$ 196,334.30 |
| \$ 0.00 | \$ 0.00 | \$ 0.00 | \$ 0.00 | \$ 0.00 | \$ 0.00 | \$ 595,000.00 |
| \$ 0.00 | \$ 0.00 | \$ 0.00 | \$ 0.00 | \$ 0.00 | \$ 0.00 | \$ 0.00 |
| \$ 0.00 | \$ 0.00 | \$ 0.00 | \$ 0.00 | \$ 0.00 | \$ 0.00 | \$ 0.00 |
| \$ 0.00 | \$ 0.00 | \$ 0.00 | \$ 0.00 | \$ 0.00 | \$ 0.00 | \$ 595,000.00 |
| \$ 0.00 | \$ 0.00 | \$ 0.00 | \$ 0.00 | \$ 0.00 | \$ 0.00 | \$ 791,334.30 |
| \$ 0.00 | \$ 0.00 | \$ 0.00 | \$ 0.00 | \$ 0.00 | \$ 0.00 | \$ 643,686.32 |
| \$ 0.00 | \$ 0.00 | \$ 0.00 | \$ 0.00 | \$ 0.00 | \$ 0.00 | \$ 0.00 |
| \$ 0.00 | \$ 0.00 | \$ 0.00 | \$ 0.00 | \$ 0.00 | \$ 0.00 | \$ 643,686.32 |
| \$ 0.00 | \$ 0.00 | \$ 0.00 | \$ 0.00 | \$ 0.00 | \$ 0.00 | \$ 147,647.98 |
| \$ 0.00 | \$ 0.00 | \$ 0.00 | \$ 0.00 | \$ 0.00 | \$ 0.00 | \$ 0.00 |
| \$ 0.00 | \$ 0.00 | \$ 0.00 | \$ 0.00 | \$ 0.00 | \$ 0.00 | \$ 0.00 |
| \$ 0.00 | \$ 0.00 | \$ 0.00 | \$ 0.00 | \$ 0.00 | \$ 0.00 | \$ 2,441.04 |
| \$ 0.00 | \$ 0.00 | \$ 0.00 | \$ 0.00 | \$ 0.00 | \$ 0.00 | \$ 2,441.04 |
| \$ 0.00 | \$ 0.00 | \$ 0.00 | \$ 0.00 | \$ 0.00 | \$ 0.00 | \$ 0.00 |
| \$ 0.00 | \$ 0.00 | \$ 0.00 | \$ 0.00 | \$ 0.00 | \$ 0.00 | \$ 145,206.94 |

| 2014-2015 Amount | 2014-2015 Amount | 2014-2015 Amount | 2014-2015 Amount | 2014-2015 Amount | 2014-2015 Amount | Total |
|---------------------|---------------------|---------------------|---------------------|---------------------|---------------------|---------------|
| \$ 0.00 | \$ 0.00 | \$ 0.00 | \$ 0.00 | \$ 0.00 | \$ 0.00 | \$ 0.00 |
| \$ 0.00 | \$ 0.00 | \$ 0.00 | \$ 0.00 | \$ 0.00 | \$ 0.00 | \$ 643,686.32 |
| \$ 0.00 | \$ 0.00 | \$ 0.00 | \$ 0.00 | \$ 0.00 | \$ 0.00 | \$ 643,686.32 |
| \$ 0.00 | \$ 0.00 | \$ 0.00 | \$ 0.00 | \$ 0.00 | \$ 0.00 | \$ 643,686.32 |
| \$ 0.00 | \$ 0.00 | \$ 0.00 | \$ 0.00 | \$ 0.00 | \$ 0.00 | \$ 0.00 |
| \$ 0.00 | \$ 0.00 | \$ 0.00 | \$ 0.00 | \$ 0.00 | \$ 0.00 | \$ 0.00 |
| \$ 0.00 | \$ 0.00 | \$ 0.00 | \$ 0.00 | \$ 0.00 | \$ 0.00 | \$ 0.00 |
| \$ 0.00 | \$ 0.00 | \$ 0.00 | \$ 0.00 | \$ 0.00 | \$ 0.00 | \$ 643,686.32 |
| \$ 0.00 | \$ 0.00 | \$ 0.00 | \$ 0.00 | \$ 0.00 | \$ 0.00 | \$ 0.00 |

S.A. & I. Form 2661R06 Entity: Hilldale Public Schools I-029, Muskogee

24-Aug-2015

EXPENDABLE TRUST FUND ACCOUNTS COVERING THE PERIOD JULY 1, 2014 TO JUNE 30, 2015
ESTIMATE OF NEEDS FOR 2015-2016

EXHIBIT "J"

Page 50

| Expendable Trust Fund Accounts: | GIFTS Fund 2014-2015 Amount | Fund 2014-2015 Amount | Fund 2014-2015 Amount |
|---|--------------------------------------|-----------------------------|-----------------------------|
| Schedule 1, Current Balance Sheet - June 30, 2015 | | | |
| CURRENT YEAR | | | |
| ASSETS: | | | |
| Cash Balance June 30, 2015 | \$ 9,275.42 | \$ 0.00 | \$ 0.00 |
| Investments | \$ 0.00 | \$ 0.00 | \$ 0.00 |
| TOTAL ASSETS | \$ 9,275.42 | \$ 0.00 | \$ 0.00 |
| LIABILITIES AND RESERVES: | | | |
| Warrants Outstanding | \$ 0.00 | \$ 0.00 | \$ 0.00 |
| Reserve for Interest on Warrants | \$ 0.00 | \$ 0.00 | \$ 0.00 |
| Reserves From Schedule 8 | \$ 0.00 | \$ 0.00 | \$ 0.00 |
| TOTAL LIABILITIES AND RESERVES | \$ 0.00 | \$ 0.00 | \$ 0.00 |
| CASH FUND BALANCE JUNE 30, 2015 | \$ 9,275.42 | \$ 0.00 | \$ 0.00 |
| TOTAL LIABILITIES, RESERVES AND CASH FUND BALANCE | \$ 9,275.42 | \$ 0.00 | \$ 0.00 |

| Schedule 5, Expenditures Expendable Trust Fund Accounts of Current Year | 2014-2015 Amount | 2014-2015 Amount | 2014-2015 Amount |
|---|---------------------|---------------------|---------------------|
| CURRENT YEAR | | | |
| Cash Balance Reported to Excise Board 6-30-2014 | \$ 9,275.42 | \$ 0.00 | \$ 0.00 |
| Cash Fund Balance Transferred Out | | | |
| Cash Fund Balance Transferred In | \$ 0.00 | \$ 0.00 | \$ 0.00 |
| Adjusted Cash Balance | \$ 9,275.42 | \$ 0.00 | \$ 0.00 |
| Miscellaneous Revenue (Schedule 4) | \$ 0.00 | \$ 0.00 | \$ 0.00 |
| Cash Fund Balance Forward From Preceding Year | \$ 0.00 | \$ 0.00 | \$ 0.00 |
| Prior Expenditures Recovered | \$ 0.00 | \$ 0.00 | \$ 0.00 |
| TOTAL RECEIPTS | \$ 0.00 | \$ 0.00 | \$ 0.00 |
| TOTAL RECEIPTS AND BALANCE | \$ 9,275.42 | \$ 0.00 | \$ 0.00 |
| Warrants Paid of Year in Caption | \$ 0.00 | \$ 0.00 | \$ 0.00 |
| Interest Paid Thereon | \$ 0.00 | \$ 0.00 | \$ 0.00 |
| TOTAL DISBURSEMENTS | \$ 0.00 | \$ 0.00 | \$ 0.00 |
| CASH BALANCE JUNE 30, 2015 | \$ 9,275.42 | \$ 0.00 | \$ 0.00 |
| Reserve for Warrants Outstanding | \$ 0.00 | \$ 0.00 | \$ 0.00 |
| Reserve for Interest on Warrants | \$ 0.00 | \$ 0.00 | \$ 0.00 |
| Reserves From Schedule 8 | \$ 0.00 | \$ 0.00 | \$ 0.00 |
| TOTAL LIABILITIES AND RESERVE | \$ 0.00 | \$ 0.00 | \$ 0.00 |
| DEFICIT: (Red Figure) | \$ 0.00 | \$ 0.00 | \$ 0.00 |
| CASH FUND BALANCE FORWARD TO SUCCEEDING YEAR | \$ 9,275.42 | \$ 0.00 | \$ 0.00 |

| Schedule 6, Enterprise Fund Warrant Account of Current Year | 2014-2015 Amount | 2014-2015 Amount | 2014-2015 Amount |
|---|---------------------|---------------------|---------------------|
| CURRENT AND ALL PRIOR YEARS | | | |
| Warrants Outstanding 6-30 of Year in Caption | \$ 0.00 | \$ 0.00 | \$ 0.00 |
| Warrants Registered During Year | \$ 0.00 | \$ 0.00 | \$ 0.00 |
| TOTAL | \$ 0.00 | \$ 0.00 | \$ 0.00 |
| Warrants Paid During Year | \$ 0.00 | \$ 0.00 | \$ 0.00 |
| Warrants Converted to Bonds or Judgments | \$ 0.00 | \$ 0.00 | \$ 0.00 |
| Warrants Cancelled | \$ 0.00 | \$ 0.00 | \$ 0.00 |
| Warrants estopped by Statute | \$ 0.00 | \$ 0.00 | \$ 0.00 |
| TOTAL WARRANTS RETIRED | \$ 0.00 | \$ 0.00 | \$ 0.00 |
| BALANCE WARRANTS OUTSTANDING JUNE 30, 2015 | \$ 0.00 | \$ 0.00 | \$ 0.00 |

S.A. & I. Form 2661R06 Entity: Hilldale Public Schools I-029, Muskogee

24-Aug-2015

EXPENDABLE TRUST FUND ACCOUNTS COVERING THE PERIOD JULY 1, 2014 TO JUNE 30, 2015
ESTIMATE OF NEEDS FOR 2015-2016

EXHIBIT "J"

Page 51

| Fund 2014-2015 Amount | Fund 2014-2015 Amount | Fund 2014-2015 Amount | Fund 2014-2015 Amount | Fund 2014-2015 Amount | Fund 2014-2015 Amount | TOTAL |
|-----------------------------|-----------------------------|-----------------------------|-----------------------------|-----------------------------|-----------------------------|-------------|
| \$ 0.00 | \$ 0.00 | \$ 0.00 | \$ 0.00 | \$ 0.00 | \$ 0.00 | \$ 9,275.42 |
| \$ 0.00 | \$ 0.00 | \$ 0.00 | \$ 0.00 | \$ 0.00 | \$ 0.00 | \$ 0.00 |
| \$ 0.00 | \$ 0.00 | \$ 0.00 | \$ 0.00 | \$ 0.00 | \$ 0.00 | \$ 9,275.42 |
| \$ 0.00 | \$ 0.00 | \$ 0.00 | \$ 0.00 | \$ 0.00 | \$ 0.00 | \$ 0.00 |
| \$ 0.00 | \$ 0.00 | \$ 0.00 | \$ 0.00 | \$ 0.00 | \$ 0.00 | \$ 0.00 |
| \$ 0.00 | \$ 0.00 | \$ 0.00 | \$ 0.00 | \$ 0.00 | \$ 0.00 | \$ 0.00 |
| \$ 0.00 | \$ 0.00 | \$ 0.00 | \$ 0.00 | \$ 0.00 | \$ 0.00 | \$ 0.00 |
| \$ 0.00 | \$ 0.00 | \$ 0.00 | \$ 0.00 | \$ 0.00 | \$ 0.00 | \$ 9,275.42 |
| \$ 0.00 | \$ 0.00 | \$ 0.00 | \$ 0.00 | \$ 0.00 | \$ 0.00 | \$ 9,275.42 |

| 2014-2015 Amount | 2014-2015 Amount | 2014-2015 Amount | 2014-2015 Amount | 2014-2015 Amount | 2014-2015 Amount | TOTAL |
|---------------------|---------------------|---------------------|---------------------|---------------------|---------------------|-------------|
| \$ 0.00 | \$ 0.00 | \$ 0.00 | \$ 0.00 | \$ 0.00 | \$ 0.00 | \$ 9,275.42 |
| | | | | | | \$ 0.00 |
| \$ 0.00 | \$ 0.00 | \$ 0.00 | \$ 0.00 | \$ 0.00 | \$ 0.00 | \$ 0.00 |
| \$ 0.00 | \$ 0.00 | \$ 0.00 | \$ 0.00 | \$ 0.00 | \$ 0.00 | \$ 9,275.42 |
| \$ 0.00 | \$ 0.00 | \$ 0.00 | \$ 0.00 | \$ 0.00 | \$ 0.00 | \$ 0.00 |
| \$ 0.00 | \$ 0.00 | \$ 0.00 | \$ 0.00 | \$ 0.00 | \$ 0.00 | \$ 0.00 |
| \$ 0.00 | \$ 0.00 | \$ 0.00 | \$ 0.00 | \$ 0.00 | \$ 0.00 | \$ 0.00 |
| \$ 0.00 | \$ 0.00 | \$ 0.00 | \$ 0.00 | \$ 0.00 | \$ 0.00 | \$ 0.00 |
| \$ 0.00 | \$ 0.00 | \$ 0.00 | \$ 0.00 | \$ 0.00 | \$ 0.00 | \$ 0.00 |
| \$ 0.00 | \$ 0.00 | \$ 0.00 | \$ 0.00 | \$ 0.00 | \$ 0.00 | \$ 9,275.42 |
| \$ 0.00 | \$ 0.00 | \$ 0.00 | \$ 0.00 | \$ 0.00 | \$ 0.00 | \$ 0.00 |
| \$ 0.00 | \$ 0.00 | \$ 0.00 | \$ 0.00 | \$ 0.00 | \$ 0.00 | \$ 0.00 |
| \$ 0.00 | \$ 0.00 | \$ 0.00 | \$ 0.00 | \$ 0.00 | \$ 0.00 | \$ 0.00 |
| \$ 0.00 | \$ 0.00 | \$ 0.00 | \$ 0.00 | \$ 0.00 | \$ 0.00 | \$ 0.00 |
| \$ 0.00 | \$ 0.00 | \$ 0.00 | \$ 0.00 | \$ 0.00 | \$ 0.00 | \$ 0.00 |
| \$ 0.00 | \$ 0.00 | \$ 0.00 | \$ 0.00 | \$ 0.00 | \$ 0.00 | \$ 0.00 |
| \$ 0.00 | \$ 0.00 | \$ 0.00 | \$ 0.00 | \$ 0.00 | \$ 0.00 | \$ 9,275.42 |
| \$ 0.00 | \$ 0.00 | \$ 0.00 | \$ 0.00 | \$ 0.00 | \$ 0.00 | \$ 0.00 |
| \$ 0.00 | \$ 0.00 | \$ 0.00 | \$ 0.00 | \$ 0.00 | \$ 0.00 | \$ 0.00 |
| \$ 0.00 | \$ 0.00 | \$ 0.00 | \$ 0.00 | \$ 0.00 | \$ 0.00 | \$ 0.00 |
| \$ 0.00 | \$ 0.00 | \$ 0.00 | \$ 0.00 | \$ 0.00 | \$ 0.00 | \$ 0.00 |
| \$ 0.00 | \$ 0.00 | \$ 0.00 | \$ 0.00 | \$ 0.00 | \$ 0.00 | \$ 0.00 |
| \$ 0.00 | \$ 0.00 | \$ 0.00 | \$ 0.00 | \$ 0.00 | \$ 0.00 | \$ 0.00 |

| 2014-2015 Amount | 2014-2015 Amount | 2014-2015 Amount | 2014-2015 Amount | 2014-2015 Amount | 2014-2015 Amount | Total |
|---------------------|---------------------|---------------------|---------------------|---------------------|---------------------|---------|
| \$ 0.00 | \$ 0.00 | \$ 0.00 | \$ 0.00 | \$ 0.00 | \$ 0.00 | \$ 0.00 |
| \$ 0.00 | \$ 0.00 | \$ 0.00 | \$ 0.00 | \$ 0.00 | \$ 0.00 | \$ 0.00 |
| \$ 0.00 | \$ 0.00 | \$ 0.00 | \$ 0.00 | \$ 0.00 | \$ 0.00 | \$ 0.00 |
| \$ 0.00 | \$ 0.00 | \$ 0.00 | \$ 0.00 | \$ 0.00 | \$ 0.00 | \$ 0.00 |
| \$ 0.00 | \$ 0.00 | \$ 0.00 | \$ 0.00 | \$ 0.00 | \$ 0.00 | \$ 0.00 |
| \$ 0.00 | \$ 0.00 | \$ 0.00 | \$ 0.00 | \$ 0.00 | \$ 0.00 | \$ 0.00 |
| \$ 0.00 | \$ 0.00 | \$ 0.00 | \$ 0.00 | \$ 0.00 | \$ 0.00 | \$ 0.00 |
| \$ 0.00 | \$ 0.00 | \$ 0.00 | \$ 0.00 | \$ 0.00 | \$ 0.00 | \$ 0.00 |
| \$ 0.00 | \$ 0.00 | \$ 0.00 | \$ 0.00 | \$ 0.00 | \$ 0.00 | \$ 0.00 |

S.A. & I. Form 2661R06 Entity: Hilldale Public Schools I-029, Muskogee

24-Aug-2015

CERTIFICATE OF EXCISE BOARD

State of Oklahoma, County of Muskogee

We, do further certify that we have examined the statement of estimated needs for the current fiscal year ending June 30, 2015, as certified by the Board of Education of Hilldale Public Schools, District Number I-029 of said County and State, and its financial statement for the preceding year, and in so doing we have diligently performed the duties imposed upon this Excise Board by 68 O. S. 2001 Section 3007, by (1) ascertaining that the financial statements, as to the statistics therein contained, reflect the true fiscal condition at the close of the fiscal year, or caused the same to be corrected so to show; (2) struck from the estimate of needs so submitted any items not authorized by law and reduced to the sum authorized by law any items restricted by statute as to the amount lawfully expendable therefor; (3) supplemented such estimate, after appropriate action, by an estimate of needs prepared by this Excise Board to make provision for mandatory functions based upon statistics authoritatively submitted; (4) computed the total means available to each fund in the manner provided, applying the Governing Board's estimate of revenue to be derived from surplus tax of the immediately preceding year and from sources other than ad valorem tax, or reduced such estimate to not less than the lawfully authorized ratio of the several sums realized from such sources during the preceding fiscal year or to such lesser sum as may reasonably be anticipated under altered law or circumstance and using for such determination the basic collections of the preceding year and the ratios on which distribution or apportionment must be made during the ensuing or current year.

To the several and specific purposes of the estimated needs as certified, we have and do hereby appropriate the surplus balances of cash on hand of the prior year, estimates of income from sources other than ad valorem taxation within the limitation fixed by law, and the proceeds of ad valorem tax levy within the number of mills authorized, either by apportionment by the Legislature, allocation by the excise board or by legal election, all of which appropriations are made in so far as the available surpluses, revenues, and levies will permit, except in that we have also provided that, after deducting items consisting of cash and the revenue from all sources other than the 2015 tax and the proceeds of the 2015 tax levy are in excess of the residue of such appropriations, by a sum included for delinquent tax, computed at 0.0% of such residue. And provided further, if said School District has been ascertained to be a well defined State Aid District, the local budget, as approved and appropriated for, has been applied wholly to its operating accounts.

We further certify that the amount required to be raised from tax, excluding Homesteads, for General Revenue Fund purposes as approved, requires a total ad valorem tax levy of 0.000 Mills. Said levy is within the statutory limit, and if in excess, is within the constitutional limit and has been authorized by a vote of the people of said district, as shown by certificate of the School Board to-wit:

To this District, with valuations shown below, the Excise Board allocated 0.000 Mills, plus 0.000 Mills authorized by the Constitution, plus an emergency levy of 0.000 Mills; plus local support levy of 0.000 Mills; for a total levy for the General Fund of 0.000 Mills.

We further certify that the amount required to be raised for building fund purposes as approved requires a tax levy of 0.000 Mills, and said levy has been certified as authorized by a vote of the people at an election held for that purpose. We further certify that Assessed Values used in computing Mill-vote levies have been applied as certified by the County Assessor.

We further certify that we have examined the within statements of account and estimated needs or requirements of the Governing Board of Hilldale Public Schools, School District No. I-029 of said County and State, in relation to the Sinking Fund or Funds thereof, and after finding the same correct or having caused the same to be corrected pursuant to 68 O. S. 2001 Section 3009, have approved the requirements therefor to fulfill the conditions of Section 26 and 28 of Article 10, Oklahoma Constitution, and have made and certified a tax levy therefor to the extent of the excess of said total requirements over the total of items 2, 3, 6, and 12 of Exhibit "Y" and any other legal deduction, including a reserve of 0% for delinquent taxes.

CERTIFICATE OF EXCISE BOARD
ESTIMATE OF NEEDS FOR 2015-2016

Page 64

| EXHIBIT "Y" | | | | | |
|---|------------------|-----------------|------------|----------------------|------------------------------------|
| County Excise Board's Appropriation of Income and Revenue | General Fund | Building Fund | Co-op Fund | Child Nutrition Fund | New Sinking Fund (Exc. Homesteads) |
| Appropriation Approved and Provision Made | \$ 13,400,000.00 | \$ 1,820,000.00 | \$ 0.00 | \$ 985,000.00 | \$ 608,350.51 |
| Appropriation of Revenues: | | | | | |
| Excess of Assets Over Liabilities | \$ 2,522,035.38 | \$ 1,589,521.18 | \$ 0.00 | \$ 250,033.06 | \$ 0.00 |
| Unclaimed Protest Tax Refunds | \$ 0.00 | \$ 0.00 | \$ 0.00 | \$ 0.00 | \$ 0.00 |
| Miscellaneous Estimated Revenues | \$ 9,304,820.96 | \$ 5,932.70 | \$ 0.00 | \$ 734,966.94 | None |
| Est. Value of Surplus Tax in Process | \$ 0.00 | \$ 0.00 | \$ 0.00 | \$ 0.00 | None |
| Sinking Fund Contributions | \$ 0.00 | \$ 0.00 | \$ 0.00 | \$ 0.00 | \$ 0.00 |
| Surplus Building Fund Cash | \$ 0.00 | \$ 0.00 | \$ 0.00 | \$ 0.00 | \$ 0.00 |
| Total Other Than 2015 Tax | \$ 11,826,856.34 | \$ 1,595,453.88 | \$ 0.00 | \$ 985,000.00 | \$ 608,350.51 |
| Balance Required | \$ 1,573,143.66 | \$ 224,546.12 | \$ 0.00 | \$ 0.00 | \$ 30,417.53 |
| Add Allowance for Delinquency | \$ 157,314.37 | \$ 22,454.61 | \$ 0.00 | \$ 0.00 | \$ 638,768.04 |
| Total Required for 2015 Tax | \$ 1,730,458.03 | \$ 247,000.73 | \$ 0.00 | \$ 0.00 | 13.19 Mills |
| Rate of Levy Required and Certified | ----- | ----- | ----- | ----- | |

We further certify that the net assessed valuation of the Property, subject to ad valorem taxes, after the amount of all Homestead Exemptions have been deducted in the said School District as finally equalized and certified by the Board of Equalization for the current year 2015-2016 is as follows:

| VALUATION AND LEVIES EXCLUDING HOMESTEADS | | | | |
|---|------------------|------------------|-----------------|------------------|
| County | Real | Personal | Public Service | Total |
| This County Muskogee | \$ 34,107,592.00 | \$ 11,222,480.00 | \$ 3,101,443.00 | \$ 48,431,515.00 |
| Joint County | \$ 0.00 | \$ 0.00 | \$ 0.00 | \$ 0.00 |
| Joint County | \$ 0.00 | \$ 0.00 | \$ 0.00 | \$ 0.00 |
| Joint County | \$ 0.00 | \$ 0.00 | \$ 0.00 | \$ 0.00 |
| Joint County | \$ 0.00 | \$ 0.00 | \$ 0.00 | \$ 0.00 |
| Joint County | \$ 0.00 | \$ 0.00 | \$ 0.00 | \$ 0.00 |
| Joint County | \$ 0.00 | \$ 0.00 | \$ 0.00 | \$ 0.00 |
| Joint County | \$ 0.00 | \$ 0.00 | \$ 0.00 | \$ 0.00 |
| Joint County | \$ 0.00 | \$ 0.00 | \$ 0.00 | \$ 0.00 |
| Joint County | \$ 0.00 | \$ 0.00 | \$ 0.00 | \$ 0.00 |
| Joint County | \$ 0.00 | \$ 0.00 | \$ 0.00 | \$ 0.00 |
| Joint County | \$ 0.00 | \$ 0.00 | \$ 0.00 | \$ 0.00 |
| Joint County | \$ 0.00 | \$ 0.00 | \$ 0.00 | \$ 0.00 |
| Joint County | \$ 0.00 | \$ 0.00 | \$ 0.00 | \$ 0.00 |
| Total Valuations, All Counties | \$ 34,107,592.00 | \$ 11,222,480.00 | \$ 3,101,443.00 | \$ 48,431,515.00 |

and that the assessed valuations herein certified have been used in computing the rates of mill levies and the proceeds thereof appropriated as aforesaid; and that having ascertained as aforesaid, the aggregate amount to be raised by ad valorem taxation, be raised by ad valorem taxation, we thereupon made the above levies therefor as provided by law as follows:

S.A. & I. Form 2661R06 Entity: Hilldale Public Schools I-029, Muskogee

24-Aug-2015

CERTIFICATE OF EXCISE BOARD
ESTIMATE OF NEEDS FOR 2013-2014


Page 64b

| County Excise Board's Appropriation of Income and Revenue | 2013 Building Bond Fund | Gifts Fund | | | |
|--|----------------------------|-------------|------|------|------|
| Appropriation Approved & Provision Made | \$ 145,206.94 | \$ 9,275.42 | \$ - | \$ - | \$ - |
| Appropriation of Revenues: | | | | | |
| Excess of Assets Over Liabilities | \$ 145,206.94 | \$ 9,275.42 | \$ - | \$ - | \$ - |
| Unclaimed Protest Tax Refunds | | | | | |
| Miscellaneous Estimated Revenues | | | | | |
| Est. Value of Surplus Tax in Process | | | | | |
| Sinking Fund Contributions | | | | | |
| Surplus Building Fund Cash | | | | | |
| Total Other Than 2009 Tax | \$ 145,206.94 | \$ 9,275.42 | \$ - | \$ - | \$ - |
| Balance Required | | | | | |
| Add Allowance for Delinquency | | | | | |
| Total Required for 2009 Tax | | | | | |
| Rate of Levy Required and Certified | | | | | |

Page 65

Sinking Fund 13.19 Mills

Signed at Muskogee, Oklahoma, this 3rd day of November, 2015


Excise Board Chairman


Excise Board Secretary

Career Tech District Number 4 : General Fund _____
Building Fund _____

I, Deanna Cope, Muskogee County Clerk, do hereby certify that the above levies are true and correct for the taxable year 2015.

Witness my hand and seal, on November 3, 2015.

S.A.& I. Form 2661R06 Entity: Hilldale Public Schools I-029, Muskogee

24-Aug-2015



ALL FUND ACCOUNTS COVERING THE PERIOD JULY 1, 2014 TO JUNE 30, 2015
STATISTICAL DATA FOR 2015-2016

EXHIBIT "Z"

Page 66

Schedule 1, SUMMARY RECAPITULATION OF SCHOOL COSTS FOR THE FISCAL YEAR ENDING JUNE 30, 2005, AND
APPORTIONMENT THEREOF

| CLASSIFICATION | ACCUMULATION OF EXPENDITURES AND UNLIQUIDATED COMMITMENTS TO DETERMINE PER CAPITA COSTS | | | | |
|---|--|----------------------------|--|---|-----------------------------|
| Expenditures and Reserves | GENERAL REVENUE FUND | CHILD NUTRITION FUND | 2014-2015 CONSTITUTIONAL BUILDING FUND EXPENDITURES | 2014-2015 ACCRUALS AND COUPON REQUIREMENTS | SPECIAL REVENUE FUNDS |
| Current Expenditures - Educational | \$ 10,953,588.14 | \$ 719,284.64 | \$ 58,958.39 | \$ 0.00 | \$ 0.00 |
| Current Expenditures - Transportation | \$ 232,786.67 | \$ 0.00 | \$ 0.00 | \$ 0.00 | \$ 0.00 |
| Current Reserves - Educational | \$ 967,502.99 | \$ 33,624.72 | \$ 82,000.00 | \$ 0.00 | \$ 0.00 |
| Current Reserves - Transportation | \$ 1,119.23 | \$ 0.00 | \$ 0.00 | \$ 0.00 | \$ 0.00 |
| Capital Expenditures - Educational | \$ 0.00 | \$ 0.00 | \$ 261,817.00 | \$ 0.00 | \$ 0.00 |
| Capital Expenditures - Transportation | \$ 0.00 | \$ 0.00 | \$ 0.00 | \$ 0.00 | \$ 0.00 |
| Capital Reserves - Educational | \$ 0.00 | \$ 0.00 | \$ 1,000.00 | \$ 0.00 | \$ 0.00 |
| Capital Reserves - Transportation | \$ 0.00 | \$ 0.00 | \$ 0.00 | \$ 0.00 | \$ 0.00 |
| Interest Paid and Reserved | \$ 0.00 | \$ 0.00 | \$ 0.00 | \$ 0.00 | \$ 0.00 |
| TOTALS | \$ 12,154,997.03 | \$ 752,909.36 | \$ 403,775.39 | \$ 0.00 | \$ 0.00 |
| Enumeration 0 Average Daily Attendance 0 Average Daily Haul 0 | | | | | |

Schedule 1, (Continued)

| CLASSIFICATION | ACCUMULATION OF EXPENDITURES AND UNLIQUIDATED COMMITMENTS TO DETERMINE PER CAPITA COSTS | | | | |
|---------------------------------------|--|---------------------|-------------------|------------------------------|---------------------------------|
| Expenditures and Reserves | CAPITAL PROJECTS FUNDS | ENTERPRISE FUNDS | ACTIVITY FUNDS | EXPENDABLE TRUST FUNDS | NONEXPENDABLE TRUST FUNDS |
| Current Expenditures - Educational | \$ 0.00 | \$ 0.00 | \$ 0.00 | \$ 0.00 | \$ 0.00 |
| Current Expenditures - Transportation | \$ 0.00 | \$ 0.00 | \$ 0.00 | \$ 0.00 | \$ 0.00 |
| Current Reserves - Educational | \$ 0.00 | \$ 0.00 | \$ 0.00 | \$ 0.00 | \$ 0.00 |
| Current Reserves - Transportation | \$ 0.00 | \$ 0.00 | \$ 0.00 | \$ 0.00 | \$ 0.00 |
| Capital Expenditures - Educational | \$ 0.00 | \$ 0.00 | \$ 0.00 | \$ 0.00 | \$ 0.00 |
| Capital Expenditures - Transportation | \$ 0.00 | \$ 0.00 | \$ 0.00 | \$ 0.00 | \$ 0.00 |
| Capital Reserves - Educational | \$ 0.00 | \$ 0.00 | \$ 0.00 | \$ 0.00 | \$ 0.00 |
| Capital Reserves - Transportation | \$ 0.00 | \$ 0.00 | \$ 0.00 | \$ 0.00 | \$ 0.00 |
| Interest Paid and Reserved | \$ 0.00 | \$ 0.00 | \$ 0.00 | \$ 0.00 | \$ 0.00 |
| TOTALS | \$ 0.00 | \$ 0.00 | \$ 0.00 | \$ 0.00 | \$ 0.00 |

ALL FUND ACCOUNTS COVERING THE PERIOD JULY 1, 2014 TO JUNE 30, 2015
STATISTICAL DATA FOR 2015-2016

Page 67

EXHIBIT "Z"

Schedule 1, (Continued)

| CLASSIFICATION Expenditures and Reserves | | | DISTRIBUTION OF OPERATING EXPENSE TO DETERMINE PER CAPITA COST | |
|---|------------------------------|--|---|------------------------------|
| | INTERNAL SERVICE FUNDS | TOTAL OF ALL APPLICABLE COSTS 2014-2015 | OPERATION COSTS ONLY | TRANSPORTATION COSTS ONLY |
| Current Expenditures - Educational | \$ 0.00 | \$ 11,731,831.17 | \$ 11,731,831.17 | \$ 0.00 |
| Current Expenditures - Transportation | \$ 0.00 | \$ 232,786.67 | \$ 0.00 | \$ 232,786.67 |
| Current Reserves - Educational | \$ 0.00 | \$ 1,083,127.71 | \$ 1,083,127.71 | \$ 0.00 |
| Current Reserves - Transportation | \$ 0.00 | \$ 1,119.23 | \$ 0.00 | \$ 1,119.23 |
| Capital Expenditures - Educational | \$ 0.00 | \$ 261,817.00 | \$ 261,817.00 | \$ 0.00 |
| Capital Expenditures - Transportation | \$ 0.00 | \$ 0.00 | \$ 0.00 | \$ 0.00 |
| Capital Reserves - Educational | \$ 0.00 | \$ 1,000.00 | \$ 1,000.00 | \$ 0.00 |
| Capital Reserves - Transportation | \$ 0.00 | \$ 0.00 | \$ 0.00 | \$ 0.00 |
| Interest Paid and Reserved | \$ 0.00 | \$ 0.00 | \$ 0.00 | \$ 0.00 |
| TOTALS | \$ 0.00 | \$ 13,311,681.78 | \$ 13,077,775.88 | \$ 233,905.90 |
| <div> <div>Per Capita Cost - Education</div> <div>\$ 0.00</div> <div>Per Capita Cost - Transportation</div> <div>\$ 0.00</div> </div> | | | | |